

Sentencing Guidelines Commission
Class A Re-ranking Subcommittee

Assumptions:

- Data is from FY 2010 - 2019
- Data excludes any sentencing alternatives, options, enhancements or anticipatories
- Data represents convictions for offenses that are the most serious on the case, meaning they had the longest sentence length imposed.
- Data Sources: Caseload Forecast Council and Administrative Office of the Courts
- Yellow highlight means average sentence length is below low range value
- Red highlight means average sentence length is above the high range value
- WITR (Where In The Range) value represents where the average sentence length falls within the presumptive range.
The low range value = 0% and the high range value = 100%. A WITR value of 50% represents the midpoint of the range.
- Sentence Length Ratio Male/Female defendants - values greater than 1.0 means males had average sentences greater than females
- Sentence Length Ratio BIPOC/White defendants - values greater than 1.0 means that White defendants had average sentences greater than BIPOC defendants

SGC Re-ranking Project
Offense Data for 10/27/2023 Meeting

Manslaughter 2

#1 - Move to SL 9

RCW: 9A.32.070
Class: SL: B 8

#2 - Keep at SL 8

	0	1	2	3	4	5	6	7	8	9+										
Avg Sent (mos)	24.75	30.8	37.1	43.8	50.7	56.6	81.7	60.0	99.7	120.0										
Median Sent (mos)	25	30.0	36.0	48.0	52.0	60.0	89.0	60.0	101.5	120.0										
Number	37	5	7	5	5	7	3	1	9	5										
Current SL8	21	27	26	34	31	41	36	48	41	54	46	61	67	89	77	102	87	116	108	144
Avg WITR CSL8	63%	60%	61%	65%	75%	70%	67%	-68%	44%	33%										
Proposed SL8	17	28	19	33	22	38	26	43	30	50	34	58	40	66	46	76	52	88	63	105
Avg WITR PSL8	70%	84%	95%	105%	104%	94%	160%	47%	132%	136%										
Proposed SL9	19	33	22	37	26	43	30	50	34	57	39	66	45	76	52	87	60	100	72	120
Avg WITR PSL9	41%	59%	66%	69%	73%	65%	118%	23%	99%	100%										
V3 Proposed SL10	27	46	30	51	33	56	37	62	41	68	46	77	52	87	60	100	68	114	93	155
Avg WITR PSL10	-12%	4%	18%	27%	36%	34%	85%	0%	69%	44%										

	Number of Convictions	Avg Sent (mos)	Charge File Count (A)	Charge Conviction (A)	Charge File Count (J)	Charge Conviction (J)	Sentence Length Ratio Male/Female defendants
Total Number	84		46	179	4	4	1.34 Male> Female
Gender(M)	69	49.9	34	143	3	3	
Gender(F)	15	37.2	12	36	1	1	Sent Length Ratio BIPOC/White defendants
Unk	0	0.0	0	0	0	0	1.26 BIPOC>White
BIPOC	30	55.1	7	47	1	2	
White	53	43.9	27	108	3	2	
Unk	1	24.0	12	24	0	0	

Homicide by Watercraft - Reckless Manner

Classify same as vehicular homicide reckless manner

RCW: 79A.60.050(1)(b) Class: A SL: 8

	0	1	2	3	4	5	6	7	8	9+										
Avg Sent (mos)																				
Median Sent (mos)																				
Number																				
Current SL8	21	27	26	34	31	41	36	48	41	54	46	61	67	89	77	102	87	116	108	144
V3 Proposed S10	27	46	30	51	33	56	37	62	41	68	46	77	52	87	60	100	68	114	93	155
V3 Proposed SL11	34	57	37	62	41	69	45	76	50	84	57	95	64	107	73	122	84	140	114	190
V4 Proposed SL12	41	69	45	76	50	83	55	92	61	102	69	115	77	129	87	146	98	164	138	230
V4 Proposed SL13	56	94	62	104	68	114	76	126	83	139	94	157	106	177	120	200	135	225	162	270

	Number of Convictions	Avg Sent (mos)	Charge File Count (A)	Charge Conviction (A)	Charge File Count (J)	Charge Conviction (J)
Total Number			0	0	0	0
Gender(M)			0	0	0	0
Gender(F)			0	0	0	0
Unk			0	0	0	0
BIPOC			0	0	0	0
White			0	0	0	0
Unk			0	0	0	0

No Charging Data
No Conviction Data

Arson 1

Move to SL 9

RCW: 9A.48.020 Class: A SL: 8

	0	1	2	3	4	5	6	7	8	9+										
Avg Sent (mos)	23.0	28.7	34.7	40.6	47.6	57.8	78.9	90.5	91.3	120.0										
Median Sent (mos)	22.0	28.0	32.0	41.0	48.0	60.5	77.0	94.5	87.0	120.0										
Number	35	11	11	10	10	6	7	4	3	5										
Current SL8	21	27	26	34	31	41	36	48	41	54	46	61	67	89	77	102	87	116	108	144
Avg WITR CSL8	33%	34%	37%	38%	51%	79%	54%	54%	15%	33%										
Proposed SL8	17	28	19	33	22	38	26	43	30	50	34	58	40	66	46	76	52	88	63	105
Avg WITR PSL8	54%	69%	80%	86%	88%	99%	149%	148%	109%	136%										
Proposed SL9	19	33	22	37	26	43	30	50	34	57	39	66	45	76	52	87	60	100	72	120
Avg WITR PSL9	28%	45%	51%	53%	59%	70%	109%	110%	78%	100%										
V3 Proposed SL10	27	46	30	51	33	56	37	62	41	68	46	77	52	87	60	100	68	114	93	155
Avg WITR PSL10	-21%	-6%	7%	14%	24%	38%	77%	76%	51%	44%										

	Number of Convictions	Avg Sent (mos)	Charge File Count (A)	Charge Conviction (A)	Charge File Count (J)	Charge Conviction (J)	Sentence Length Ratio Male/Female defendants
Total Number	102		386	88	115	30	1.74 Male>Female
Gender(M)	85	47.7	304	75	95	26	
Gender(F)	17	27.4	82	13	20	4	Sentence Length Ratio BIPOC/White defendants
Unk	0	0.0	0	0	0	0	0.95 White>BIPOC
BIPOC	21	42.5	56	11	16	1	
White	81	44.8	305	70	92	27	
Unk	0	0.0	25	7	7	2	

Keep at SL 8:
- Average sentence exceeds new range 4/10 columns (CHS 6-9+) (19 sentences, 18%)
- Absolute minimum decreases from 21 to 17
- Absolute maximum decreases from 144 to 105

Move to SL 9:
- Average sentence exceeds new range 2/10 columns (CHS 6, 7) (11 sentences, 11%)
- Absolute minimum decreases from 21 to 19
- Absolute maximum decreases from 144 to 120

Move to V3 SL 10:
- Average sentence below new range 2/10 columns (CHS 0,1) (46 sentences, 45%)
- Absolute minimum increases from 21 to 27
- Absolute maximum increases from 144 to 155

SGC Re-ranking Project
Offense Data for 10/27/2023 Meeting

Sexual Exploitation of a Minor

RCW: 9.68A.040 Class: B SL: 9 #1 - Move to SL 10

	0	1	2	3	4	5	6	7	8	9+										
Avg Sent (mos)	35.4	41.5	0.0	53.5	68.0	68.8	84.8	0.0	108.0	120.0										
Median Sent (mos)	36.0	41.0	0.0	59.0	68.0	70.5	84.0	0.0	108.0	120.0										
Number of Sent	9	4	0	10	1	6	9	0	1	12										
Current SL9	31	41	36	48	41	54	46	61	51	68	57	75	77	102	87	116	108	144	129	171
Avg WITR		44%		46%	0%		50%	100%		66%		31%		0%		0%				-21%
Proposed SL9	19	33	22	37	26	43	30	50	34	57	39	66	45	76	52	87	60	100	72	120
Avg WITR		117%		130%	0%		118%	148%		110%		128%		0%		0%				100%
V3 Proposed S10	27	46	30	51	33	56	37	62	41	68	46	77	52	87	60	100	68	114	93	155
Avg WITR		44%		55%	0%		66%	100%		74%		94%		0%		87%				44%

	Number of Convictions	Avg Sent (mos)	Charge File Count (A)	Charge Conviction (A)	Charge File Count (J)	Charge Conviction (J)	Sentence Length Ratio
Total Number	52		319	152	20	4	1.10 Male>Female
Gender(M)	48	73.8	291	138	16	4	
Gender(F)	4	67.0	27	14	4	0	Sentence Length Ratio BIPOC/White defendants
Unk	0	0.0	1	0	0	0	1.10 White>BIPOC
BIPOC	3	80.3	26	10	3	0	
White	49	72.9	266	131	16	3	
Unk	0	0.0	27	11	1	1	

Malicious Placement of an Explosive 2

Keep at SL 9

RCW: 70.74.270(2) Class: B SL: 9

	0	1	2	3	4	5	6	7	8	9+										
Avg Sent (mos)	0.0	0.0	0.0	0.0	0.0	0.0	0.0	0.0	0.0	0.0										
Median Sent (mos)	0.0	0.0	0.0	0.0	0.0	0.0	0.0	0.0	0.0	0.0										
Number	0	0	0	0	0	0	0	0	0	0										
Current SL9	31	41	36	48	41	54	46	61	51	68	57	75	77	102	87	116	108	144	129	171
Proposed SL9	19	33	22	37	26	43	30	50	34	57	39	66	45	76	52	87	60	100	72	120
V3 Proposed S10	27	46	30	51	33	56	37	62	41	68	46	77	52	87	60	100	68	114	93	155

	Number of Convictions	Avg Sent (mos)	Charge File Count (A)	Charge Conviction (A)	Charge File Count (J)	Charge Conviction (J)	
Total Number			0	0	0	0	No Charging Data
Gender(M)			0	0	0	0	No Conviction Data
Gender(F)			0	0	0	0	
Unk			0	0	0	0	
BIPOC			0	0	0	0	
White			0	0	0	0	
Unk			0	0	0	0	

Inciting Criminal Profiteering

Keep at SL 9

RCW: 9A.82.060(1)(b) Class: B SL: 9

	0	1	2	3	4	5	6	7	8	9+										
Avg Sent (mos)	0	37.3	41.0	0.0	64.0	75.0	84.2	116.0	0.0	120.0										
Median Sent (mos)	0	36.0	41.0	0.0	64.0	75.0	77.0	116.0	0.0	120.0										
Number	0	3	1	0	2	2	3	1	0	7										
Current SL9	31	41	36	48	41	54	46	61	51	68	57	75	77	102	87	116	108	144	129	171
Avg WTR CSL9	0%	0%	11%	0%	0%	76%	100%	29%	100%	0%	-21%									
Proposed SL9	19	33	22	37	26	43	30	50	34	57	39	66	45	76	52	87	60	100	72	120
Avg WTR PSL9	0%	102%	88%	0%	130%	133%	126%	183%	0%	100%										
V3 Proposed SL10	27	46	30	51	33	56	37	62	41	68	46	77	52	87	60	100	68	114	93	155
Avg WTR PSL10	0%	35%	35%	0%	85%	94%	92%	140%	0%	44%										

	Number of Convictions	Avg Sent (mos)	Charge File Count (A)	Charge Conviction (A)	Charge File Count (J)	Charge Conviction (J)	
Total Number	19		0	0	0	0	0.90 Female>Male
Gender(M)	14	84.0	0	0	0	0	
Gender(F)	5	92.8	0	0	0	0	Sent Length Ratio BIPOC/White defendants
Unk	0	0.0	0	0	0	0	1.05 BIPOC>White
BIPOC	7	88.7	0	0	0	0	
White	12	84.9	0	0	0	0	
Unk	0	0.0	0	0	0	0	

SGC Re-ranking Project
Offense Data for 10/27/2023 Meeting

Hit and Run - Death

Keep at SL 9

RCW: 46.52.020(4)(a)
Class: SL: B 9

	0	1	2	3	4	5	6	7	8	9+										
Avg Sent (mos)	36.39	41.6	47.9	54.1	61.0	66.6	102.0	116.0	0.0	120.0										
Median Sent (mos)	36	40.0	48.0	53.8	61.0	66.0	102.0	116.0	0.0	120.0										
Number	12	5	13	8	5	5	3	1	0	4										
Current SL9	31	41	36	48	41	54	46	61	51	68	57	75	77	102	87	116	108	144	129	171
Avg WITR CSL9	54%	47%	53%	54%	59%	53%	100%	100%	0%	-21%										
Proposed SL9	19	33	22	37	26	43	30	50	34	57	39	66	45	76	52	87	60	100	72	120
Avg WITR PSL9	124%	131%	129%	120%	117%	102%	184%	183%	0%	100%										
V3 Proposed SL10	27	46	30	51	33	56	37	62	41	68	46	77	52	87	60	100	68	114	93	155
Avg WITR PSL10	49%	55%	65%	68%	74%	66%	143%	140%	0%	44%										

	Number of Convictions	Avg Sent (mos)	Charge File Count (A)	Charge Conviction (A)	Charge File Count (J)	Charge Conviction (J)	Sentence Length Ratio Male/Female defendants
Total Number	56		0	0	0	0	1.34 Male>Female
Gender(M)	46	60.6	0	0	0	0	
Gender(F)	10	45.4	0	0	0	0	Sent Length Ratio BIPOC/White defendants
Unk	0	0.0	0	0	0	0	1.01 BIPOC>White
BIPOC	22	58.3	0	0	0	0	
White	34	57.7	0	0	0	0	
Unk	0	0.0	0	0	0	0	

Assault of a Child 2

RCW: 9A.36.130
Class: SL: B 9
#1 - Keep at SL 9
#2 - Move to SL 10 - but keep at class B

	0	1	2	3	4	5	6	7	8	9+										
Avg Sent (mos)	34.62	41.0	46.9	52.0	57.7	65.0	90.5	87.0	108.0	120.0										
Median Sent (mos)	35	41.0	47.0	46.0	60.0	64.0	88.0	87.0	108.0	120.0										
Number	65	13	20	5	10	4	4	1	1	3										
Current SL9	31	41	36	48	41	54	46	61	51	68	57	75	77	102	87	116	108	144	129	171
Avg WITR CSL9	36%	41%	45%	40%	39%	44%	54%	0%	0%	-21%										
Proposed SL9	19	33	22	37	26	43	30	50	34	57	39	66	45	76	52	87	60	100	72	120
Avg WITR PSL9	112%	126%	123%	110%	103%	96%	147%	100%	120%	100%										
V3 Proposed SL10	27	46	30	51	33	56	37	62	41	68	46	77	52	87	60	100	68	114	93	155
Avg WITR PSL10	40%	52%	60%	60%	62%	61%	110%	68%	0%	44%										

	Number of Convictions	Avg Sent (mos)	Charge File Count (A)	Charge Conviction (A)	Charge File Count (J)	Charge Conviction (J)	Sentence Length Ratio Male/Female defendants
Total Number	126		0	0	0	0	1.05 Male>Female
Gender(M)	103	45.9	0	0	0	0	
Gender(F)	23	43.6	0	0	0	0	Sent Length Ratio BIPOC/White defendants
Unk	0	0.0	0	0	0	0	1.11 BIPOC>White
BIPOC	38	49.0	0	0	0	0	
White	88	44.0	0	0	0	0	
Unk	0	0.0	0	0	0	0	

Keep at SL 9:
- Average sentence exceeds new range 7/10 columns (CHS 0-4, 6, 8) (122 sentences, 97%)
- Absolute minimum decreases from 31 to 19
- Absolute maximum stays at stat max (120)

Move to V3 SL 10 and make class A:
- Average sentence exceeds new range 1/10 columns (CHS 0-5) (117 sentences, 93%)
- Absolute minimum increases from 31 to 41
- Absolute maximum increases from 120 (stat max class B) to 155

SGC Re-ranking Project
Offense Data for 10/27/2023 Meeting

Abandonment of a Dependent Person 1 Keep at SL 9

RCW: 9A.42.060
Class: B SL: 9

	0	1	2	3	4	5	6	7	8	9+										
Avg Sent (mos)	0.0	0.0	0.0	0.0	0.0	0.0	0.0	0.0	0.0	0.0										
Median Sent (mos)	0.0	0.0	0.0	0.0	0.0	0.0	0.0	0.0	0.0	0.0										
Number	0	0	0	0	0	0	0	0	0	0										
Current SL9	31	41	36	48	41	54	46	61	51	68	57	75	77	102	87	116	108	144	129	171
Proposed SL9	19	33	22	37	26	43	30	50	34	57	39	66	45	76	52	87	60	100	72	120
V3 Proposed SL10 CLASS A	27	46	30	51	33	56	37	62	41	68	46	77	52	87	60	100	68	114	93	155

	Number of Convictions	Avg Sent (mos)	Charge File Count (A)	Charge Conviction (A)	Charge File Count (J)	Charge Conviction (J)	
Total Number			0	0	0	0	No Charging Data
Gender(M)			0	0	0	0	No Conviction Data
Gender(F)			0	0	0	0	
Unk			0	0	0	0	
BIPOC			0	0	0	0	
White			0	0	0	0	
Unk			0	0	0	0	

SGC Re-ranking Project
Offense Data for 10/27/2023 Meeting

Robbery 1

RCW: 9A.56.200
Class: SL: A 9
#1 = Leave at SL 9
#2 = Move to SL 10

	0	1	2	3	4	5	6	7	8	9+										
Avg Sent (mos)	33.0	39.1	45.1	50.6	55.6	62.8	83.8	96.8	118.9	146.5										
Median Sent (mos)	31.0	36.0	41.0	48.0	51.0	60.0	77.0	95.5	120.0	144.0										
Number	355	160	206	145	141	133	102	92	75	263										
Current SL9	31	41	36	48	41	54	46	61	51	68	57	75	77	102	87	116	108	144	129	171
Avg WITR CSL9		20%		26%		31%		31%		27%		32%		27%		34%		30%		42%
Proposed SL9	19	33	22	37	26	43	30	50	34	57	39	66	45	76	52	87	60	100	72	120
Avg WITR PSL9		100%		114%		112%		103%		94%		88%		125%		128%		147%		155%
V3 Proposed S10	27	46	30	51	33	56	37	62	41	68	46	77	52	87	60	100	68	114	93	155
Avg WITR PSL10		31%		43%		52%		54%		54%		54%		91%		92%		111%		86%
V3 Proposed SL11	34	57	37	62	41	69	45	76	50	84	57	95	64	107	73	122	84	140	114	190
Avg WITR PSL11		-4%		9%		14%		18%		17%		15%		46%		49%		62%		43%

V3
Keep at SL 9:
- Average sentence exceeds new range 7/10 columns (CHS 1-3, 6-9+) (1043 sentences, 62%)
- Absolute minimum decreases from 31 to 19
- Absolute maximum decreases from 171 to 120

Move to SL 10:
- Average sentence exceeds new range 1/10 columns (CHS 8) (75 sentences, 4%)
- Absolute minimum decreases from 31 to 27
- Absolute maximum decreases from 171 to 155

Move to SL 11:
- Average sentence below new range 1/10 columns (CHS 0) (355 sentences, 21%)
- Absolute minimum increases from 31 to 34
- Absolute maximum increases from 171 to 190

	Number of Convictions	Avg Sent (mos)	Charge File Count (A)	Charge Conviction (A)	Charge File Count (J)	Charge Conviction (J)	Sentence Length Ratio Male/Female defendants
Total Number	1672		2778	1028	253	92	1.28 Male> Female
Gender(M)	1525	70.6	2409	926	230	80	
Gender(F)	147	55.0	364	99	23	12	Sentence Length Ratio BIPOC/White defendants
Unk	0	0.0	5	3	0	0	2.37 BIPOC=White
BIPOC	645	69.3	956	325	137	53	
White	1022	29.3	1558	627	89	29	
Unk	5	43.0	264	76	27	10	

Homicide by Watercraft - DUI

RCW: 79A.60.050(1)(a) Class: A SL: 9

Tie to Veh Hom - DUI

	0	1	2	3	4	5	6	7	8	9+										
Avg Sent (mos)	41.0	0.0	0.0	0.0	0.0	0.0	0.0	0.0	0.0	0.0										
Median Sent (mos)	41.0	0.0	0.0	0.0	0.0	0.0	0.0	0.0	0.0	0.0										
Number	1	0	0	0	0	0	0	0	0	0										
Current SL9	31	41	36	48	41	54	46	61	51	68	57	75	77	102	87	116	108	144	129	171
Avg WITR CSL9	100%	0%	0%	0%	0%	0%	0%	0%	0%	0%	0%	0%	0%	0%	0%	0%	0%	0%	0%	0%
V4 Proposed S13	56	94	62	104	68	114	76	126	83	139	94	157	106	177	120	200	135	225	162	270
Avg WITR PSL13	-39%	0%	0%	0%	0%	0%	0%	0%	0%	0%	0%	0%	0%	0%	0%	0%	0%	0%	0%	0%
V3 Proposed SL14	86	123	93	133	101	145	111	158	122	174	144	192	160	214	178	238	200	267	231	308
Avg WITR PSL10	-122%	0%	0%	0%	0%	0%	0%	0%	0%	0%	0%	0%	0%	0%	0%	0%	0%	0%	0%	0%

	Number of Convictions	Avg Sent (mos)	Charge File Count (A)	Charge Conviction (A)	Charge File Count (J)	Charge Conviction (J)
Total Number	1		0	0	0	0
Gender(M)	1	41.0	0	0	0	0
Gender(F)	0	0.0	0	0	0	0
Unk	0	0.0	0	0	0	0
BIPOC	1	41.0	0	0	0	0
White	0	0.0	0	0	0	0
Unk	0	0.0	0	0	0	0

No Charging Data

Explosive Devices Prohibited

RCW: 70.74.180 Class: A SL: 9 #1 - Leave at SL 9 #2 - Move to SL 10

Statute has a maximum of 20 years.

	0	1	2	3	4	5	6	7	8	9+										
Avg Sent (mos)	0.0	0.0	41.0	0.0	51.0	0.0	102.0	96.0	0.0	0.0										
Median Sent (mos)	0.0	0.0	41.0	0.0	51.0	0.0	102.0	96.0	0.0	0.0										
Number	0	0	1	0	1	0	1	1	0	0										
Current SL9	31	41	36	48	41	54	46	61	51	68	57	75	77	102	87	116	108	144	129	171
Avg WITR CSL9	0%	0%	0%	0%	0%	0%	0%	0%	100%	31%	0%	0%	0%	0%	0%	0%	0%	0%	0%	0%
Proposed SL9	19	33	22	37	26	43	30	50	34	57	39	66	45	76	52	87	60	100	72	120
Avg WITR PSL9	0%	0%	88%	0%	74%	0%	184%	126%	0%	0%	0%	0%	0%	0%	0%	0%	0%	0%	0%	0%
V3 Proposed SL10	27	46	30	51	33	56	37	62	41	68	46	77	52	87	60	100	68	114	93	155
Avg WITR PSL10	0%	0%	35%	0%	37%	0%	143%	90%	0%	0%	0%	0%	0%	0%	0%	0%	0%	0%	0%	0%
V3 Proposed SL11	34	57	37	62	41	69	45	76	50	84	57	95	64	107	73	122	84	140	114	190
Avg WITR PSL11	0%	0%	0%	0%	0%	3%	0%	88%	47%	0%	0%	0%	0%	0%	0%	0%	0%	0%	0%	0%

	Number of Convictions	Avg Sent (mos)	Charge File Count (A)	Charge Conviction (A)	Charge File Count (J)	Charge Conviction (J)
Total Number	4		72	8	4	3
Gender(M)	4	72.5	71	6	4	3
Gender(F)	0	0.0	1	2	0	0
Unk	0	0.0	0	0	0	0
BIPOC	0	0.0	4	0	0	0
White	4	72.5	67	8	4	3
Unk	0	0.0	1	0	0	0

Indecent Liberties - with Forcible Compulsion

RCW: 9A.44.100(1)(a) Class: A SL: 10 #1 - Move to SL 13 #2 - Move to SL 12

	0	1	2	3	4	5	6	7	8	9+										
Avg Sent (mos)	0.0	0.0	0.0	68.0	0.0	0.0	0.0	0.0	0.0	0.0										
Median Sent (mos)	0.0	0.0	0.0	68.0	0.0	0.0	0.0	0.0	0.0	0.0										
Number of Sent	0	0	0	1	0	0	0	0	0	0										
Current SL10	51	68	57	75	62	82	67	89	72	96	77	102	98	130	108	144	129	171	149	198
Avg WITR		0%	0%	0%	0%	5%	0%	0%	0%	0%	0%	0%	0%	0%	0%	0%	0%	0%	0%	0%
V3 Proposed S10	27	46	30	51	33	56	37	62	41	68	46	77	52	87	60	100	68	114	93	155
Avg WITR		0%	0%	0%	0%	124%	0%	0%	0%	0%	0%	0%	0%	0%	0%	0%	0%	0%	0%	0%
V3 Proposed SL11	34	57	37	62	41	69	45	76	50	84	57	95	64	107	73	122	84	140	114	190
Avg WITR		0%	0%	0%	0%	74%	0%	0%	0%	0%	0%	0%	0%	0%	0%	0%	0%	0%	0%	0%
V4 Proposed SL12	41	69	45	76	50	83	55	92	61	102	69	115	77	129	87	146	98	164	138	230
Avg WITR		0%	0%	0%	0%	35%	0%	0%	0%	0%	0%	0%	0%	0%	0%	0%	0%	0%	0%	0%
V4 Proposed SL13	56	94	62	104	68	114	76	126	83	139	94	157	106	177	120	200	135	225	162	270
Avg WITR		0%	0%	0%	0%	-16%	0%	0%	0%	0%	0%	0%	0%	0%	0%	0%	0%	0%	0%	0%

	Number of Convictions	Avg Sent (mos)	Charge File Count (A)	Charge Conviction (A)	Charge File Count (J)	Charge Conviction (J)
Total Number	1		473	84	209	68
Gender(M)	1	68.0	467	84	204	67
Gender(F)	0	0.0	3	0	4	1
Unk	0	0.0	3	0	1	0
BIPOC	1	68.0	107	17	58	6
White	0	0.0	285	58	132	52
Unk	0	0.0	81	9	19	10

Child Molestation 1

RCW: 9A.44.083 Class: A SL: 10 #1 - Move to SL 13 #2 - Move to SL 12

	0	1	2	3	4	5	6	7	8	9+										
Avg Sent (mos)	58.3	58.0	62.0	77.0	0.0	77.0	118.0	0.0	0.0	0.0										
Median Sent (mos)	60.0	57.0	62.0	75.0	0.0	77.0	120.0	0.0	0.0	0.0										
Number of Sent	12	3	1	8	0	2	3	0	1	0										
Current SL10	51	68	57	75	62	82	67	89	72	96	77	102	98	130	108	144	129	171	149	198
Avg WITR		43%	6%	0%	45%	0%	0%	63%	0%	0%	0%	0%	0%	0%	0%	0%	0%	0%	0%	0%
V3 Proposed S10	27	46	30	51	33	56	37	62	41	68	46	77	52	87	60	100	68	114	93	155
Avg WITR		164%	133%	126%	160%	0%	100%	189%	0%	0%	0%	0%	0%	0%	0%	0%	0%	0%	0%	0%
V3 Proposed SL11	34	57	37	62	41	69	45	76	50	84	57	95	64	107	73	122	84	140	114	190
Avg WITR		105%	84%	75%	103%	0%	53%	126%	0%	0%	0%	0%	0%	0%	0%	0%	0%	0%	0%	0%
V4 Proposed SL12	41	69	45	76	50	83	55	92	61	102	69	115	77	129	87	146	98	164	138	230
Avg WITR		62%	42%	36%	59%	0%	17%	79%	0%	0%	0%	0%	0%	0%	0%	0%	0%	-148%	-150%	-150%
V4 Proposed SL13	56	94	62	104	68	114	76	126	83	139	94	157	106	177	120	200	135	225	162	270
Avg WITR		6%	-10%	-13%	2%	0%	-27%	17%	0%	0%	0%	0%	0%	0%	0%	0%	0%	-150%	-150%	-150%

	Number of Convictions	Avg Sent (mos)	Charge File Count (A)	Charge Conviction (A)	Charge File Count (J)	Charge Conviction (J)	Sentence Length Ratio Male/Female defendants
Total Number	30		5033	1885	1597	915	1.22 Male>Female
Gender(M)	28	77.7	4934	1861	1531	895	
Gender(F)	2	63.5	76	17	65	19	Sentence Length Ratio BIPOC/White defendants
Unk	0	0.0	23	7	1	1	1.31 White>BIPOC
BIPOC	6	94.7	532	183	202	112	
White	24	72.5	3617	1411	1245	722	
Unk	0	0.0	884	291	150	81	

Malicious Explosion of a Substance 3

RCW: 70.74.280(3) Class: SL: B 10 Keep Class B at SL 9

	0	1	2	3	4	5	6	7	8	9+										
Avg Sent (mos)																				
Median Sent (mos)																				
Number																				
Current SL10	51	68	57	75	62	82	67	89	72	96	77	102	98	130	108	144	129	171	149	198
Proposed SL9	19	33	22	37	26	43	30	50	34	57	39	66	45	76	52	87	60	100	72	120
V3 Proposed S10	27	46	30	51	33	56	37	62	41	68	46	77	52	87	60	100	68	114	93	155

	Number of Convictions	Avg Sent (mos)	Charge File Count (A)	Charge Conviction (A)	Charge File Count (J)	Charge Conviction (J)	
Total Number			0	0	0	0	No Charging Data
Gender(M)			0	0	0	0	No Conviction Data
Gender(F)			0	0	0	0	
Unk			0	0	0	0	
BIPOC			0	0	0	0	
White			0	0	0	0	
Unk			0	0	0	0	

Criminal Mistreatment 1

RCW: 9A.42.020 Class: SL: B 10 Keep Class B at SL 9

	0	1	2	3	4	5	6	7	8	9+										
Avg Sent (mos)	46.6	66.0	82.0	0.0	0.0	0.0	98.0	120.0	0.0	0.0										
Median Sent (mos)	41	70.5	82.0	0.0	0.0	0.0	98.0	120.0	0.0	0.0										
Number	5	4	1	0	0	0	1	1	0	0										
Current SL10	51	68	57	75	62	82	67	89	72	96	77	102	98	130	108	144	129	171	149	198
Avg WITR CSL10	-26%		50%	100%	0%	0%	0%	0%	33%	0%	0%									
Proposed SL9 CLASS B	19	33	22	37	26	43	30	50	34	57	39	66	45	76	52	87	60	100	72	120
Avg WITR PSL9 CLASS B	197%	293%	329%	0%	0%	0%	171%	194%	0%	0%										
V3 Proposed SL10 CLASS A	27	46	30	51	33	56	37	62	41	68	46	77	52	87	60	100	68	114	93	155
Avg WITR PSL10 CLASS A	0%	171%	213%	0%	0%	-148%	131%	150%	0%	0%										

	Number of Convictions	Avg Sent (mos)	Charge File Count (A)	Charge Conviction (A)	Charge File Count (J)	Charge Conviction (J)	Sentence Length Ratio Male/Female defendants
Total Number	12		76	32	0	0	1.09 Male>Female
Gender(M)	7	68.9	33	17	0	0	
Gender(F)	5	63.0	43	15	0	0	Sent Length Ratio BIPOC/White defendants
Unk	0	0.0	0	0	0	0	1.52 BIPOC>White
BIPOC	2	93.0	12	7	0	0	
White	9	61.2	51	19	0	0	
Unk	1	60.0	13	6	0	0	

Sexually Violent Predator Escape

#1 - Move to SL 12 - mand min

RCW: Class: SL:

#2 - Leave at SL 10

9A.76.115 A 10

*Mandatory Minimum Term: 5 yrs (60 mos)

	0	1	2	3	4	5	6	7	8	9+										
Avg Sent (mos)	0.0	0.0	0.0	0.0	0.0	0.0	0.0	0.0	0.0	0.0										
Median Sent (mos)	0.0	0.0	0.0	0.0	0.0	0.0	0.0	0.0	0.0	0.0										
Number	0	0	0	0	0	0	0	0	0	0										
Current SL10	51	68	57	75	62	82	67	89	72	96	77	102	98	130	108	144	129	171	149	198
V3 Proposed S10	27	46	30	51	33	56	37	62	41	68	46	77	52	87	60	100	68	114	93	155
V3 Proposed SL11	34	57	37	62	41	69	45	76	50	84	57	95	64	107	72	120	81	136	114	190
V4 Proposed SL12	41	69	45	76	50	83	55	92	61	102	69	115	77	129	87	146	98	164	138	230
V4 Proposed SL13	56	94	62	104	68	114	76	126	83	139	94	157	106	177	120	200	135	225	162	270

Discussion about removing all mandatory minimums.

	Number of Convictions	Avg Sent (mos)	Charge File Count (A)	Charge Conviction (A)	Charge File Count (J)	Charge Conviction (J)
Total Number	0		0	0	0	0
Gender(M)	0	0.0	0	0	0	0
Gender(F)	0	0.0	0	0	0	0
Unk	0	0.0	0	0	0	0
BIPOC	0	0.0	0	0	0	0
White	0	0.0	0	0	0	0
Unk	0	0.0	0	0	0	0

No Charging Data
No Conviction data

Leading Organized Crime - Organizing Criminal Profiteering

#1 - Move to SL 11 - higher number of BIPOC convictions

RCW: **Class: SL:**
9A.82.060(1)(a) A 10

#2 - Move to SL 12

	0	1	2	3	4	5	6	7	8	9+										
Avg Sent (mos)	0.0	0.0	72.0	0.0	96.0	0.0	114.0	172.0	150.0	165.0										
Median Sent (mos)	0.0	0.0	72.0	0.0	96.0	0.0	114.0	172.0	150.0	149.0										
Number	0	0	1	0	1	0	2	1	1	5										
Current SL10	51	68	57	75	62	82	67	89	72	96	77	102	98	130	108	144	129	171	149	198
Avg WITR CSL10		0%		0%	50%		0%	100%		0%	50%	178%		50%		33%				
V3 Proposed S10	27	46	30	51	33	56	37	62	41	68	46	77	52	87	60	100	68	114	93	155
Avg WITR PSL10		0%		0%	170%		0%	204%		0%	177%	280%		178%		116%				
V3 Proposed SL11	34	57	37	62	41	69	45	76	50	84	57	95	64	107	73	122	84	140	114	190
Avg WITR PSL11		0%		0%	111%		0%	135%		0%	116%	202%		118%		67%				
V4 Proposed SL12	41	69	45	76	50	83	55	92	61	102	69	115	77	129	87	146	98	164	138	230
Avg WITR PSL12		0%		0%	67%		0%	88%		0%	71%	144%		79%		29%				
V4 Proposed SL13	56	94	62	104	68	114	76	126	83	139	94	157	106	177	120	200	135	225	162	270
Avg WITR PSL13		0%	0%	9%		0%	23%		0%	11%	65%		17%		3%					

	Number of Convictions	Avg Sent (mos)	Charge File Count (A)	Charge Conviction (A)	Charge File Count (J)	Charge Conviction (J)	Sentence Length Ratio Male/Female defendants
Total Number	11		57	16	1	0	1.01 Female>Male
Gender(M)	8	140.5	43	13	0	0	
Gender(F)	3	139.7	14	3	1	0	Sentence Length Ratio BIPOC/White defendants
Unk	0	0.0	0	0	0	0	0.99 White>BIPOC
BIPOC	8	139.8	18	5	0	0	
White	3	141.7	31	10	1	0	
Unk	0	0.0	8	1	0	0	

Kidnapping 1

RCW: **Class: SL:**
9A.40.020 A 10

#2 - Move to SL 12 - comports with current practice

	0	1	2	3	4	5	6	7	8	9+										
Avg Sent (mos)	37.2	60.3	69.7	99.3	91.2	86.7	109.0	145.0	151.3	184.8										
Median Sent (mos)	51.0	59.0	72.0	89.0	96.0	88.0	104.0	135.0	156.0	186.0										
Number	3	4	7	3	5	9	4	6	3	9										
Current SL10	51	68	57	75	62	82	67	89	72	96	77	102	98	130	108	144	129	171	149	198
Avg WITR CSL10		-81%	18%	39%	147%	80%	39%	34%	103%	53%	73%									
V3 Proposed S10	27	46	30	51	33	56	37	62	41	68	46	77	52	87	60	100	68	114	93	155
Avg WITR PSL10		53%	144%	160%	249%	186%	131%	163%	213%	181%	148%									
V3 Proposed SL11	34	57	37	62	41	69	45	76	50	84	57	95	64	107	73	122	84	140	114	190
Avg WITR PSL11		14%	93%	103%	175%	121%	78%	105%	147%	120%	93%									
V4 Proposed SL12	41	69	45	76	50	83	55	92	61	102	69	115	77	129	87	146	98	164	138	230
Avg WITR PSL12		-14%	49%	60%	120%	74%	38%	62%	98%	81%	51%									
V4 Proposed SL13	56	94	62	104	68	114	76	126	83	139	94	157	106	177	120	200	135	225	162	270
Avg WITR PSL13		-50%	-4%	4%	47%	15%	-12%	4%	31%	18%	21%									

	Number of Convictions	Avg Sent (mos)	Charge File Count (A)	Charge Conviction (A)	Charge File Count (J)	Charge Conviction (J)	Sentence Length Ratio Male/Female defendants
Total Number	53		562	123	10	2	1.51 Male>Female
Gender(M)	45	115.2	508	105	9	1	
Gender(F)	8	76.6	54	18	1	1	Sentence Length Ratio BIPOC/White defendants
Unk	0	0.0	0	0	0	0	0.94 BIPOC=White
BIPOC	17	104.9	125	39	6	2	
White	36	111.5	364	71	3	0	
Unk	0	0.0	73	13	1	0	

SGC Re-ranking Project
Offense Data for 10/27/2023 Meeting

Rape of a Child 2

RCW: Class: SL: #1 - Move to SL 13
9A.44.076 A 11 #2 - Move to SL 14

	0	1	2	3	4	5	6	7	8	9+										
Avg Sent (mos)	86.5	0.0	0.0	122.3	0.0	0.0	0.0	0.0	0.0	0.0										
Median Sent (mos)	86.5	0.0	0.0	120.0	0.0	0.0	0.0	0.0	0.0	0.0										
Number of Sent	2	0	0	4	0	0	0	0	0	0										
Current SL11	78	102	86	114	95	125	102	136	111	147	120	158	146	194	159	211	185	245	210	280
Avg WITR		35%	0%		0%		60%	0%	0%	0%	0%	0%	0%	0%	0%	0%	0%	0%	0%	0%
V4 Proposed SL12	41	69	45	76	50	83	55	92	61	102	69	115	77	129	87	146	98	164	138	230
Avg WITR		163%	0%		0%		182%	0%	0%	0%	0%	0%	0%	0%	0%	0%	0%	0%	0%	0%
V4 Proposed SL13	56	94	62	104	68	114	76	126	83	139	94	157	106	177	120	200	135	225	162	270
Avg WITR		80%	0%		0%		93%	0%	0%	0%	0%	0%	0%	0%	0%	0%	0%	0%	0%	0%
V3 Proposed SL14	86	123	93	133	101	145	111	158	122	174	144	192	160	214	178	238	200	267	231	308
Avg WITR		1%	0%		0%		24%	0%	0%	0%	0%	0%	0%	0%	0%	0%	0%	0%	0%	0%

	Number of Convictions	Avg Sent (mos)	Charge File Count (A)	Charge Conviction (A)	Charge File Count (J)	Charge Conviction (J)	
Total Number	6		1953	596	272	114	
Gender(M)	6	110.3	1882	578	269	114	
Gender(F)	0	0.0	58	16	3	0	Sentence Length Ratio BIPOC/White defendants
Unk	0	0.0	13	2	0	0	1.21 White>BIPOC
BIPOC	2	124.5	238	80	59	34	
White	4	103.3	1329	429	177	69	
Unk	0	0.0	386	87	36	11	

Rape 2

RCW: Class: SL: #1 - Move to SL 14
9A.44.050 A 11 #2 - Move to SL 13

	0	1	2	3	4	5	6	7	8	9+										
Avg Sent (mos)	84.0	0.0	110.0	0.0	0.0	0.0	0.0	0.0	0.0	240.0										
Median Sent (mos)	84.0	0.0	110.0	0.0	0.0	0.0	0.0	0.0	0.0	240.0										
Number of Sent	2	0	1	0	0	0	0	0	0	1										
Current SL11	78	102	86	114	95	125	102	136	111	147	120	158	146	194	159	211	185	245	210	280
Avg WITR		25%	0%		50%	0%	0%	0%	0%	0%	0%	0%	0%	0%	0%	0%	0%	0%		43%
V4 Proposed SL12	41	69	45	76	50	83	55	92	61	102	69	115	77	129	87	146	98	164	138	230
Avg WITR		154%	0%		0%		182%	0%	0%	0%	0%	0%	0%	0%	0%	0%	0%	0%		111%
V4 Proposed SL13	56	94	62	104	68	114	76	126	83	139	94	157	106	177	120	200	135	225	162	270
Avg WITR		74%	0%		91%	0%	0%	0%	0%	0%	0%	0%	0%	0%	0%	0%	0%	0%		72%
V3 Proposed SL14	86	123	93	133	101	145	111	158	122	174	144	192	160	214	178	238	200	267	231	308
Avg WITR		-5%	0%		20%	0%	0%	0%	0%	0%	0%	0%	0%	0%	0%	0%	0%		12%	12%

	Number of Convictions	Avg Sent (mos)	Charge File Count (A)	Charge Conviction (A)	Charge File Count (J)	Charge Conviction (J)
Total Number	4		592	63	132	20
Gender(M)	4	129.5	585	63	132	20
Gender(F)	0	0.0	6	0	0	0
Unk	0	0.0	1	0	0	0
BIPOC	0	0.0	129	19	26	2
White	4	129.5	366	35	85	15
Unk	0	0.0	97	9	21	3

SGC Re-ranking Project
Offense Data for 10/27/2023 Meeting

Vehicular Homicide - DUI

#1 - Move to SL 13

RCW: 46.61.520(1)(a) Class: A SL: 11

#2 - Move to SL 14

	0	1	2	3	4	5	6	7	8	9+										
Avg Sent (mos)	90.3	119.6	120.7	126.1	129.6	139.3	183.0	200.0	283.0	256.7										
Median Sent (mos)	90.0	120.0	110.0	126.0	130.0	144.0	187.0	200.0	283.0	250.0										
Number	57	9	18	7	5	7	8	1	1	3										
Current SL11	78	102	86	114	95	125	102	136	111	147	120	158	146	194	159	211	185	245	210	280
Avg WITR CSL11	51%	120%	86%	71%	52%	51%	77%	79%	163%	67%										
V4 Proposed SL12	41	69	45	76	50	83	55	92	61	102	69	115	77	129	87	146	98	164	138	230
Avg WITR PSL12	176%	240%	214%	192%	167%	153%	204%	192%	280%	129%										
V4 Proposed SL13	56	94	62	104	68	114	76	126	83	139	94	157	106	177	120	200	135	225	162	270
Avg WITR PSL13	90%	137%	114%	100%	88%	72%	108%	100%	164%	88%										
V3 Proposed SL14	86	123	93	133	101	145	111	158	122	174	144	192	160	214	178	238	200	267	231	308
Avg WITR PSL14	12%	66%	45%	32%	15%	-10%	43%	37%	124%	33%										

Move to V4 SL 13:
 - Average sentence exceeds new range 4/10 columns (CHS 1,2,6,8) (36 sentence, 31%)
 *Excl CHS 3 - avg sent = 126.1 and upper range is 126.
 - Absolute minimum decreases from 78 to 56
 - Absolute maximum decreases from 280 to 230

Move to V3 SL 14:
 - Average sentence exceeds new range 1/10 columns (CHS 9+) (3 sentence, 3%)
 - Average sentence below new range 1/10 columns (CHS 5) (7 sentences, 6%)
 *However, median sent length = low range
 - Absolute minimum increases from 78 to 86
 - Absolute maximum increases from 280 to 308

	Number of Convictions	Avg Sent (mos)	Charge File Count (A)	Charge Conviction (A)	Charge File Count (J)	Charge Conviction (J)	Sentence Length Ratio Male/Female defendants
Total Number	116		317	221	4	3	1.09 Male>Female
Gender(M)	90	119.6	248	174	4	3	
Gender(F)	26	109.7	69	47	0	0	Sentence Length Ratio BIPOC/White defendants
Unk	0	0.0	0	0	0	0	0.93 White>BIPOC
BIPOC	22	109.8	65	41	2	1	
White	93	118.6	219	154	1	1	
Unk	1	173.0	33	26	1	1	

Vehicular Homicide - Reckless Manner

#1 - Move to SL 13

RCW: 46.61.520(1)(b) Class: A SL: 11

#2 - Move to SL 14

	0	1	2	3	4	5	6	7	8	9+										
Avg Sent (mos)	0.0	114.0	92.7	0.0	0.0	0.0	0.0	0.0	0.0	0.0										
Median Sent (mos)	0.0	114.0	108.0	0.0	0.0	0.0	0.0	0.0	0.0	0.0										
Number	0	2	3	0	0	0	0	0	0	0										
Current SL11	78	102	86	114	95	125	102	136	111	147	120	158	146	194	159	211	185	245	210	280
Avg WTR CSL11	0%	100%	-8%	0%	0%	0%	0%	0%	0%	0%	0%	0%	0%	0%	0%	0%	0%	0%	0%	0%
V4 Proposed SL12	41	69	45	76	50	83	55	92	61	102	69	115	77	129	87	146	98	164	138	230
Avg WTR PSL12	0%	223%	129%	0%	0%	0%	0%	0%	0%	0%	0%	0%	0%	0%	0%	0%	0%	0%	0%	0%
V4 Proposed SL13	56	94	62	104	68	114	76	126	139	94	157	106	177	120	200	135	225	162	270	
Avg WTR PSL13	0%	124%	54%	0%	0%	0%	0%	0%	0%	0%	0%	0%	0%	0%	0%	0%	0%	0%	0%	0%
V3 Proposed SL14	86	123	93	133	101	145	111	158	122	174	144	192	160	214	178	238	200	267	231	308
Avg WTR PSL14	0%	53%	-19%	0%	0%	0%	0%	0%	0%	0%	0%	0%	0%	0%	0%	0%	0%	0%	0%	0%

	Number of Convictions	Avg Sent (mos)	Charge File Count (A)	Charge Conviction (A)	Charge File Count (J)	Charge Conviction (J)
Total Number	5	72	7	6		
Gender(M)	5	101.2	58	66	7	6
Gender(F)	0	0.0	13	12	0	0
Unk	0	0.0	1	0	0	0
BIPOC	0	0.0	17	21	1	1
White	5	101.2	44	51	6	5
Unk	0	0.0	11	6	0	0

Manslaughter 1

#1 - Move to SL 13

RCW: 9A.32.060 Class: A SL: 11

#2 - Move to SL 14

	0	1	2	3	4	5	6	7	8	9+										
Avg Sent (mos)	90.5	99.1	110.0	112.2	135.8	145.0	171.7	183.0	212.0	247.3										
Median Sent (mos)	90.0	102.0	114.0	120.0	137.0	147.0	175.0	185.0	212.0	261.0										
Number	43	16	14	13	6	8	3	5	2	7										
Current SL11	78	102	86	114	95	125	102	136	111	147	120	158	146	194	159	211	185	245	210	280
Avg WTR CSL11	52%	47%	50%	30%	69%	66%	53%	46%	45%	53%										
V4 Proposed SL12	41	69	45	76	50	83	55	92	61	102	69	115	77	129	87	146	98	164	138	230
Avg WTR PSL12	177%	174%	182%	154%	183%	165%	182%	163%	173%	119%										
V4 Proposed SL13	56	94	62	104	68	114	76	126	83	139	94	157	106	177	120	200	135	225	162	270
Avg WTR PSL13	91%	88%	91%	72%	94%	81%	92%	79%	86%	79%										
V3 Proposed SL14	86	123	93	133	101	145	111	158	122	174	144	192	160	214	178	238	200	267	231	308
Avg WTR PSL14	12%	15%	20%	2%	27%	2%	22%	8%	18%	21%										

	Number of Convictions	Avg Sent (mos)	Charge File Count (A)	Charge Conviction (A)	Charge File Count (J)	Charge Conviction (J)	Sentence Length Ratio Male/Female defendants
Total Number	117	80	118	3	1.28	Male>Female	
Gender(M)	107	123.4	63	108	2	3	
Gender(F)	10	96.2	17	10	0	0	
Unk	0	0.0	0	0	0	0	
BIPOC	48	126.0	17	32	0	0	
White	69	117.6	51	73	1	2	
Unk	0	0.0	12	13	1	1	

Move to V4 SL 13:
- Absolute minimum decreases from 78 to 56
- Absolute maximum decreases from 280 to 270

Move to V3 SL 14:
- Absolute minimum increases from 78 to 86
- Absolute maximum decreases from 280 to 308

SGC Re-ranking Project
Offense Data for 10/27/2023 Meeting

Promoting Commercial Sexual Abuse of a Minor

RCW: 9.68A.101 Class: A SL: 12 #1 - Move to SL 14 #2 - Move to SL 15

	0	1	2	3	4	5	6	7	8	9+										
Avg Sent (mos)	0.0	111.0	111.0	120.0	0.0	138.0	189.0	236.0	209.0	279.0										
Median Sent (mos)	0.0	111.0	111.0	120.0	0.0	138.0	189.0	236.0	209.0	279.0										
Number of Sent	0	2	1	2	0	1	1	2	1	2										
Current SL12	93	123	102	136	111	147	120	160	129	171	138	184	162	216	178	236	209	277	240	318
Avg WITR		0%	17%	13%		0%	16%	50%	100%	0%	50%									
V4 Proposed SL13	56	94	62	104	68	114	76	126	83	139	94	157	106	177	120	200	135	225	162	270
Avg WITR		0%	117%	93%	88%	0%	70%	117%	145%	82%	108%									
V3 Proposed SL14	86	123	93	133	101	145	111	158	122	174	144	192	160	214	178	238	200	267	231	308
Avg WITR		0%	45%	23%	19%	0%	-13%	54%	97%	13%	62%									
V3 Proposed S15	98	140	106	151	115	165	126	180	139	198	164	218	182	243	203	270	228	304	262	350
Avg WITR		0%	11%	-8%	-11%	0%	-48%	11%	49%	-25%	19%									

	Number of Convictions	Avg Sent (mos)	Charge File Count (A)	Charge Conviction (A)	Charge File Count (J)	Charge Conviction (J)	Sentence Length Ratio Male/Female defendants
Total Number	12		250	49	19	3	1.81 Male>Female
Gender(M)	9	200.7	188	43	13	3	
Gender(F)	3	111.0	62	6	6	0	Sentence Length Ratio BIPOC/White defendants
Unk	0	0.0	0	0	0	0	0.78 BIPOC>White
BIPOC	10	170.1	183	32	11	3	
White	2	219.0	61	11	6	0	
Unk	0	0.0	6	6	2	0	

SGC Re-ranking Project
Offense Data for 10/27/2023 Meeting

Rape 1

RCW: 9A.44.040 Class: A SL: 12 #1 - Move to SL 15
#2 - Move to SL 14

*Mandatory Minimum Term: 5 yrs (60 mos)

	0	1	2	3	4	5	6	7	8	9+										
Avg Sent (mos)	0.0	0.0	0.0	0.0	0.0	150.0	0.0	0.0	0.0	0.0										
Median Sent (mos)	0.0	0.0	0.0	0.0	0.0	150.0	0.0	0.0	0.0	0.0										
Number of Sent	0	0	0	0	0	1	0	0	0	0										
Current SL12	93	123	102	136	111	147	120	160	129	171	138	184	162	216	178	236	209	277	240	318
Avg WITR		0%	0%	0%	0%	0%	-307%		26%	0%	0%	0%	0%	-307%	0%					
V4 Proposed SL13	56	94	62	104	68	114	76	126	83	139	94	157	106	177	120	200	135	225	162	270
Avg WITR		0%	0%	0%	0%	0%	0%	-148%		89%	0%	0%	0%	0%	0%	-150%	0%			
V3 Proposed SL14	86	123	93	133	101	145	111	158	122	174	144	192	160	214	178	238	200	267	231	308
Avg WITR		0%	0%	0%	0%	0%	0%	-235%		13%	0%	0%	0%	0%	0%	-299%	0%			
V3 Proposed S15	98	140	106	151	115	165	126	180	139	198	164	218	182	243	203	270	228	304	262	350
Avg WITR		0%	0%	0%	0%	0%	0%	-236%		-26%	0%	0%	0%	0%	0%	-300%	0%			

	Number of Convictions	Avg Sent (mos)	Charge File Count (A)	Charge Conviction (A)	Charge File Count (J)	Charge Conviction (J)
Total Number	1		256	70	12	0
Gender(M)	1	150.0	253	70	12	0
Gender(F)	0	0.0	3	0	0	0
Unk	0	0.0	0	0	0	0
BIPOC	1	150.0	67	30	6	0
White	0	0.0	152	35	5	0
Unk	0	0.0	37	5	1	0

Rape of a Child 1

RCW: 9A.44.073 Class: A SL: 12 #1 - Move to SL14
#2 - Move to SL 15

	0	1	2	3	4	5	6	7	8	9+										
Avg Sent (mos)	101.5	0.0	132.0	124.7	150.0	0.0	194.0	0.0	0.0	0.0										
Median Sent (mos)	96.5	0.0	132.0	120.0	150.0	0.0	204.0	0.0	0.0	0.0										
Number of Sent	7	0	1	8	3	0	3	0	0	0										
Current SL12	93	123	102	136	111	147	120	160	129	171	138	184	162	216	178	236	209	277	240	318
Avg WITR		28%	0%	58%	12%	50%	0%	59%	0%	0%	0%	0%	0%	0%	0%	0%	0%	0%	0%	0%
V4 Proposed SL13	56	94	62	104	68	114	76	126	83	139	94	157	106	177	120	200	135	225	162	270
Avg WITR		120%	0%	139%	97%	120%	0%	124%	0%	0%	0%	0%	0%	0%	0%	0%	0%	0%	0%	0%
V3 Proposed SL14	86	123	93	133	101	145	111	158	122	174	144	192	160	214	178	238	200	267	231	308
Avg WITR		42%	0%	70%	29%	54%	0%	63%	0%	0%	0%	0%	0%	0%	0%	0%	0%	0%	0%	0%
V3 Proposed S15	98	140	106	151	115	165	126	180	139	198	164	218	182	243	203	270	228	304	262	350
Avg WITR		8%	0%	34%	-2%	19%	0%	20%	0%	0%	0%	0%	0%	0%	0%	0%	0%	0%	0%	0%

	Number of Convictions	Avg Sent (mos)	Charge File Count (A)	Charge Conviction (A)	Charge File Count (J)	Charge Conviction (J)
Total Number	22		3784	1165	1314	483
Gender(M)	22	138.4	3697	1147	1276	478
Gender(F)	0	0.0	69	15	35	3
Unk	0	0.0	18	3	3	2
BIPOC	6	154.5	446	134	168	61
White	16	132.8	2766	897	1039	396
Unk	0	0.0	572	134	107	26

Sent Length Ratio BIPOC/White defendants
1.16 White>BIPOC

Malicious Placement of an Imitation Device 1

RCW: 70.74.272(1)(a) **Class: SL:** B 12 **SL:** Keep Class B at SL 9

	0	1	2	3	4	5	6	7	8	9+										
Avg Sent (mos)	0.0	0.0	0.0	0.0	0.0	0.0	0.0	0.0	0.0	0.0										
Median Sent (mos)	0.0	0.0	0.0	0.0	0.0	0.0	0.0	0.0	0.0	0.0										
Number	0	0	0	0	0	0	0	0	0	0										
Current SL12	93	123	102	136	111	147	120	160	129	171	138	184	162	216	178	236	209	277	240	318
Proposed SL9	19	33	22	37	26	43	30	50	34	57	39	66	45	76	52	87	60	100	72	120
V3 Proposed SL10	27	46	30	51	33	56	37	62	41	68	46	77	52	87	60	100	68	114	93	155
V3 Proposed SL11	34	57	37	62	41	69	45	76	50	84	57	95	64	107	73	122	84	140	114	190
V4 Proposed SL12	41	69	45	76	50	83	55	92	61	102	69	115	77	129	87	146	98	164	138	230
V4 Proposed SL13	56	94	62	104	68	114	76	126	83	139	94	157	106	177	120	200	135	225	162	270
V3 Proposed SL14	86	123	93	133	101	145	111	158	122	174	144	192	160	214	178	238	200	267	231	308









































	Number of Convictions	Avg Sent (mos)	Charge File Count (A)	Charge Conviction (A)	Charge File Count (J)	Charge Conviction (J)
Total Number			0	0	0	0
Gender(M)			0	0	0	0
Gender(F)			0	0	0	0
Unk			0	0	0	0
BIPOC			0	0	0	0
White			0	0	0	0
Unk			0	0	0	0

No Charging Data
No Conviction Data

SGC Re-ranking Project
Offense Data for 10/27/2023 Meeting

Trafficking 2

RCW: 9A.40.100(3) Class: A SL: 12 #1 - Move to SL 13

	0	1	2	3	4	5	6	7	8	9+										
Avg Sent (mos)	109.3	0.0	111.0	0.0	148.5	144.0	200.0	0.0	240.0	264.0										
Median Sent (mos)	108.0	0.0	111.0	0.0	148.5	144.0	200.0	0.0	240.0	264.0										
Number	3	0	1	0	2	1	1	0	1	1										
Current SL12	93	123	102	136	111	147	120	160	129	171	138	184	162	216	178	236	209	277	240	318
Avg WITR CSL12	 54%		 0%		 0%		 0%		 46%		 13%		 70%		 0%		 46%		 31%	
V4 Proposed S12	41	69	45	76	50	83	55	92	61	102	69	115	77	129	87	146	98	164	138	230
Avg WITR PSL12	 244%		 0%		 185%		 0%		 213%		 163%		 237%		 0%		 215%		 137%	
V4 Proposed SL13	56	94	62	104	68	114	76	126	83	139	94	157	106	177	120	200	135	225	162	270
Avg WITR PSL13	 140%		 0%		 93%		 0%		 117%		 79%		 132%		 0%		 117%		 94%	
V3 Proposed SL14	86	123	93	133	101	145	111	158	122	174	144	192	160	214	178	238	200	267	231	308
Avg WITR PSL14	 63%		 0%		 23%		 0%		 51%		 0%		 74%		 0%		 60%		 43%	

	Number of Convictions	Avg Sent (mos)	Charge File Count (A)	Charge Conviction (A)	Charge File Count (J)	Charge Conviction (J)
Total Number	10		0	0	0	0
Gender(M)	10	158.4	0	0	0	0
Gender(F)	0	0.0	0	0	0	0
Unk	0	0.0	0	0	0	0
BIPOC	10	158.4	0	0	0	0
White	0	0.0	0	0	0	0
Unk	0	0.0	0	0	0	0

No Charging Data

SGC Re-ranking Project
Offense Data for 10/27/2023 Meeting

Assault of a Child 1

#1 - Move SL 14

RCW: 9A.36.120 Class: A SL: 12

*Mandatory Minimum Term: 5 yrs (60 mos)

	0	1	2	3	4	5	6	7	8	9+										
Avg Sent (mos)	109.9	130.0	140.0	136.0	234.7	180.0	0.0	0.0	0.0	0.0										
Median Sent (mos)	108.0	130.0	147.0	136.0	171.0	180.0	0.0	0.0	0.0	0.0										
Number	15	1	6	2	3	1	0	0	0	0										
Current SL12	93	123	102	136	111	147	120	160	129	171	138	184	162	216	178	236	209	277	240	318
Avg WITR CSL12	56%	32%	31%	40%	252%	91%	0%	0%	0%	0%	0%	0%	0%	0%	0%	0%	0%	0%	0%	0%
V4 Proposed SL13	56	94	62	104	68	114	76	126	83	139	94	157	106	177	120	200	135	225	162	270
Avg WITR PSL13	142%	162%	157%	120%	271%	137%	0%	0%	0%	0%	0%	0%	0%	0%	0%	0%	0%	0%	0%	0%
V3 Proposed SL14	86	123	93	133	101	145	111	158	122	174	144	192	160	214	178	238	200	267	231	308
Avg WITR PSL14	64%	93%	89%	53%	217%	75%	0%	0%	0%	0%	0%	0%	0%	0%	0%	0%	0%	0%	0%	0%
V3 Proposed SL15	98	140	106	151	115	165	126	180	139	198	164	218	182	243	203	270	228	304	262	350
Avg WITR PSL15	28%	53%	50%	19%	162%	30%	0%	0%	0%	0%	0%	0%	0%	0%	0%	0%	0%	0%	0%	0%

	Number of Convictions	Avg Sent (mos)	Charge File Count (A)	Charge Conviction (A)	Charge File Count (J)	Charge Conviction (J)	Sentence Length Ratio Male/Female defendants
Total Number	28	217	52	0	0	1.12	Male> Female
Gender(M)	23	137.3	178	38	0	0	
Gender(F)	5	123.0	38	14	0	0	Sentence Length Ratio BIPOC/White defendants
Unk	0	0.0	1	0	0	0	1.34 BIPOC>White
BIPOC	10	160.8	45	13	0	0	
White	18	120.3	146	35	0	0	
Unk	0	0.0	26	4	0	0	

Assault 1

#1 - Move to SL 14

RCW: 9A.36.011 Class: A SL: 12

*Mandatory Minimum Term: 5 yrs (60 mos)

	0	1	2	3	4	5	6	7	8	9+										
Avg Sent (mos)	103.6	111.3	126.3	133.1	164.4	169.4	180.1	200.9	243.0	285.1										
Median Sent (mos)	98.5	108.0	123.0	120.0	160.0	161.0	180.0	202.0	243.0	279.0										
Number	84	25	37	21	21	17	14	15	2	22										
Current SL12	93	123	102	136	111	147	120	160	129	171	138	184	162	216	178	236	209	277	240	318
Avg WITR CSL12	35%	27%	42%	33%	84%	68%	34%	40%	50%	58%										
V4 Proposed SL13	56	94	62	104	68	114	76	126	83	139	94	157	106	177	120	200	135	225	162	270
Avg WITR PSL13	125%	117%	127%	114%	145%	120%	104%	101%	120%	114%										
V3 Proposed SL14	86	123	93	133	101	145	111	158	122	174	144	192	160	214	178	238	200	267	231	308
Avg WITR PSL14	47%	46%	57%	47%	32%	53%	37%	38%	64%	70%										
V3 Proposed SL15	98	140	106	151	115	165	126	180	139	198	164	218	182	243	203	270	228	304	262	350
Avg WITR PSL145	13%	12%	23%	13%	43%	10%	-3%	-3%	20%	26%										

	Number of Convictions	Avg Sent (mos)	Charge File Count (A)	Charge Conviction (A)	Charge File Count (J)	Charge Conviction (J)	Sentence Length Ratio Male/Female defendants
Total Number	258	680	112	30	11	1.12	Male> Female
Gender(M)	236	147.0	607	104	26	11	
Gender(F)	22	131.0	71	8	4	0	Sentence Length Ratio BIPOC/White defendants
Unk	0	0.0	2	0	0	0	1.01 BIPOC=White
BIPOC	123	146.7	185	30	18	5	
White	134	145.0	395	72	10	6	
Unk	1	108.0	100	10	2	0	

Move to V4 SL 13:
 - Average sentence exceeds new range 10/10 columns
 - Absolute minimum decreases from 93 to 56
 - Absolute maximum decreases from 318 to 270

Move to SL 14:
 - Absolute minimum decreases from 93 to 86
 - Absolute maximum decreases from 318 to 308

Move to SL 15:
 - Average sentence below new range 2/10 columns (CHS 6,7) (29 sentences, 11%)
 - Absolute minimum increases from 93 to 98
 - Absolute maximum increases from 318 to 350

SGC Re-ranking Project
Offense Data for 10/27/2023 Meeting

Malicious Placement of an Explosive 1

#1 - Move to SL 14

RCW: 70.74.270(1) **Class:** A **SL:** 13

	0	1	2	3	4	5	6	7	8	9+										
Avg Sent (mos)	0.0	0.0	0.0	0.0	0.0	0.0	0.0	0.0	0.0	0.0										
Median Sent (mos)	0.0	0.0	0.0	0.0	0.0	0.0	0.0	0.0	0.0	0.0										
Number	0	0	0	0	0	0	0	0	0	0										
Current SL13	93	123	102	136	111	147	120	160	129	171	138	184	162	216	178	236	209	277	240	318
V4 Proposed S13	56	94	62	104	68	114	76	126	83	139	94	157	106	177	120	200	135	225	162	270
V3 Proposed SL14	86	123	93	133	101	145	111	158	122	174	144	192	160	214	178	238	200	267	231	308

	Number of Convictions	Avg Sent (mos)	Charge File Count (A)	Charge Conviction (A)	Charge File Count (J)	Charge Conviction (J)
Total Number			2	1	1	0
Gender(M)			1	1	1	0
Gender(F)			1	0	0	0
Unk			0	0	0	0
BIPOC			1	1	1	0
White			1	0	0	0
Unk			0	0	0	0

No Conviction Data

Malicious Explosion of a Substance 2

RCW: 70.74.280(2) **Class:** A **SL:** 13

	0	1	2	3	4	5	6	7	8	9+										
Avg Sent (mos)	0.0	0.0	0.0	0.0	0.0	0.0	0.0	0.0	0.0	0.0										
Median Sent (mos)	0.0	0.0	0.0	0.0	0.0	0.0	0.0	0.0	0.0	0.0										
Number	0	0	0	0	0	0	0	0	0	0										
Current SL13	93	123	102	136	111	147	120	160	129	171	138	184	162	216	178	236	209	277	240	318
Proposed SL9	19	33	22	37	26	43	30	50	34	57	39	66	45	76	52	87	60	100	72	120
V4 Proposed S13	56	94	62	104	68	114	76	126	83	139	94	157	106	177	120	200	135	225	162	270
V3 Proposed SL14	86	123	93	133	101	145	111	158	122	174	144	192	160	214	178	238	200	267	231	308

	Number of Convictions	Avg Sent (mos)	Charge File Count (A)	Charge Conviction (A)	Charge File Count (J)	Charge Conviction (J)
Total Number			2	1	2	0
Gender(M)			2	1	2	0
Gender(F)			0	0	0	0
Unk			0	0	0	0
BIPOC			0	0	2	0
White			2	1	0	0
Unk			0	0	0	0

No Conviction Data

Is this offense commensurate to Arson 1? (current SL8; proposed SL9)

SGC Re-ranking Project
Offense Data for 10/27/2023 Meeting

Trafficking 1

RCW: **Class: SL:** #1 - Move to SL 15
9A.40.100(1) A 14

	0	1	2	3	4	5	6	7	8	9+										
Avg Sent (mos)	0.0	0.0	0.0	0.0	0.0	0.0	0.0	0.0	0.0	0.0										
Median Sent (mos)	0.0	0.0	0.0	0.0	0.0	0.0	0.0	0.0	0.0	0.0										
Number	0	0	0	0	0	0	0	0	0	0										
Current SL14	123	220	134	234	144	244	154	254	165	265	175	275	195	295	216	316	257	357	298	397
V3 Proposed S14	86	123	93	133	101	145	111	158	122	174	144	192	160	214	178	238	200	267	231	308
V3 Proposed SL15	98	140	106	151	115	165	126	180	139	198	164	218	182	243	203	270	228	304	262	350
V3 Proposed SL16	109	156	118	169	129	185	141	201	155	222	183	245	204	272	227	303	255	340	294	392

	Number of Convictions	Avg Sent (mos)	Charge File Count (A)	Charge Conviction (A)	Charge File Count (J)	Charge Conviction (J)
Total Number			16	2	0	0
Gender(M)			15	2	0	0
Gender(F)			1	0	0	0
Unk			0	0	0	0
BIPOC			12	2	0	0
White			4	0	0	0
Unk			0	0	0	0

No Conviction Data

Murder 2

RCW: **Class: SL:** #1 - Move to SL 16
9A.32.050 A 14

	0	1	2	3	4	5	6	7	8	9+
Avg Sent (mos)	173.7	176.1	198.1	211.7	195.4	259.8	243.3	281.0	310.5	357.7
Median Sent (mos)	172.0	184.0	194.0	214.0	192.0	260.0	240.0	294.0	310.5	330.0
Number	118	23	37	15	17	13	15	6	2	11

Current SL14	123	220	134	234	144	244	154	254	165	265	175	275	195	295	216	316	257	357	298	397
Avg WITR CSL14	52%	42%	54%	58%	30%	85%	48%	65%	54%	60%										
V3 Proposed S14	86	123	93	133	101	145	111	158	122	174	144	192	160	214	178	238	200	267	231	308
Avg WITR PSL14	237%	208%	221%	214%	141%	241%	154%	172%	165%	165%										
V3 Proposed SL15	98	140	106	151	115	165	126	180	139	198	164	218	182	243	203	270	228	304	262	350
Avg WITR PSL15	180%	156%	166%	159%	96%	177%	101%	116%	109%	109%										
V3 Proposed SL16	109	156	118	169	129	185	141	201	155	222	183	245	204	272	227	303	255	340	294	392
Avg WITR PSL16	138%	114%	123%	118%	60%	124%	58%	71%	65%	65%										

	Number of Convictions	Avg Sent (mos)	Charge File Count (A)	Charge Conviction (A)	Charge File Count (J)	Charge Conviction (J)	Sentence Length Ratio Male/Female defendants
Total Number	257		78	61	4	0	1.11 Male> Female
Gender(M)	222	203.6	61	48	4	0	
Gender(F)	35	184.2	16	13	0	0	Sentence Length Ratio BIPOC/White defendants
Unk	0	0.0	1	0	0	0	0.94 BIPOC>White
BIPOC	105	193.1	13	19	2	0	
White	151	205.8	43	35	0	0	
Unk	1	295.0	22	7	2	0	

Move to V3 SL 15:
 - Average sentence exceeds new range 9/10 columns (CHS 0-3, 5-9+) (240 sentences, 84%)
 - Absolute minimum decreases from 123 to 98
 - Absolute maximum decreases from 397 to 350

Move to V3 SL 16:
 - Average sentence exceeds new range 5/10 columns (CHS 0-3, 5) (206 sentences, 80%)
 - Absolute minimum increases from 123 to 109
 - Absolute maximum decreases from 397 to 392

RCW 9.94A.506

Standard sentence ranges—Limitations.

The standard sentence ranges of total and partial confinement under this chapter, except as provided in RCW 9.94A.517, are subject to the following limitations:

- (1) If the maximum term in the range is one year or less, the minimum term in the range shall be no less than one-third of the maximum term in the range, except that if the maximum term in the range is ninety days or less, the minimum term may be less than one-third of the maximum;
- (2) If the maximum term in the range is greater than one year, the minimum term in the range shall be no less than seventy-five percent of the maximum term in the range, **except that for murder in the second degree in seriousness level XIV under RCW 9.94A.510, the minimum term in the range shall be no less than fifty percent of the maximum term in the range;** and
- (3) The maximum term of confinement in a range may not exceed the statutory maximum for the crime as provided in RCW 9A.20.021.

SGC Re-ranking Project
Offense Data for 10/27/2023 Meeting

Murder 1

#1 - Move to SL 17

RCW: 9A.32.030 **Class:** A **SL:** 15

*Mandatory Minimum Term = 20 yrs (240 mos)

	0	1	2	3	4	5	6	7	8	9+										
Avg Sent (mos)	293.8	309.2	305.8	320.3	333.5	353.3	413.3	387.2	456.5	484.7										
Median Sent (mos)	288.0	324.0	321.0	300.0	330.0	360.0	416.0	360.0	456.5	495.0										
Number	48	7	6	3	4	8	3	5	2	3										
Current SL15	240	320	250	333	261	347	271	361	281	374	291	388	312	416	338	450	370	493	411	548
Avg WITR CSL15	67%	71%	52%	55%	56%	64%	97%	44%	70%	54%										
V3 Proposed S15	98	140	106	151	115	165	126	180	139	198	164	218	182	243	203	270	228	304	262	350
Avg WITR PSL15	466%	452%	382%	360%	330%	350%	379%	275%	301%	253%										
V3 Proposed SL16	109	156	118	169	129	185	141	201	155	222	183	245	204	272	227	303	255	340	294	392
Avg WITR PSL16	393%	375%	316%	299%	266%	275%	308%	211%	237%	195%										
Proposed SL17	240	320	249	332	260	347	274	365	289	385	306	409	327	436	350	467	377	502	407	543
Avg WITR PSL17	67%	73%	53%	51%	46%	46%	79%	32%	64%	57%										

	Number of Convictions	Avg Sent (mos)	Charge File Count (A)	Charge Conviction (A)	Charge File Count (J)	Charge Conviction (J)	Sentence Length Ratio Male/Female defendants	Sentence Length Ratio BIPOC/White defendants
Total Number	89		141	54	5	1	1.01	Male> Female
Gender(M)	84	322.7	126	51	5	1		
Gender(F)	5	319.0	13	3	0	0		
Unk	0	0.0	2	0	0	0	0.96	BIPOC=White
BIPOC	34	313.5	80	34	2	1		
White	55	328.0	19	6	0	0		
Unk	0	0.0	0	0	0	0		

Malicious Explosion of a Substance 1

#1 - Keep at SL 15

RCW: 70.74.280(1) Class: A SL: 15

	0	1	2	3	4	5	6	7	8	9+										
Avg Sent (mos)	0.0	0.0	0.0	0.0	0.0	0.0	0.0	0.0	0.0	0.0										
Median Sent (mos)	0.0	0.0	0.0	0.0	0.0	0.0	0.0	0.0	0.0	0.0										
Number																				
Current SL15	240	320	250	333	261	347	271	361	281	374	291	388	312	416	338	450	370	493	411	548
V3 Proposed S15	98	140	106	151	115	165	126	180	139	198	164	218	182	243	203	270	228	304	262	350
V3 Proposed SL16	109	156	118	169	129	185	141	201	155	222	183	245	204	272	227	303	255	340	294	392

	Number of Convictions	Avg Sent (mos)	Charge File Count (A)	Charge Conviction (A)	Charge File Count (J)	Charge Conviction (J)
Total Number			0	0	0	0
Gender(M)			0	0	0	0
Gender(F)			0	0	0	0
Unk			0	0	0	0
BIPOC			0	0	0	0
White			0	0	0	0
Unk			0	0	0	0

No Charging Data
No Conviction Data

Homicide by Abuse

#1 - Move to SL 17

RCW: 9A.32.055 Class: A SL: 15

	0	1	2	3	4	5	6	7	8	9+										
Avg Sent (mos)	381.5	0.0	0.0	0.0	0.0	0.0	0.0	0.0	0.0	0.0										
Median Sent (mos)	381.5	0.0	0.0	0.0	0.0	0.0	0.0	0.0	0.0	0.0										
Number	2																			
Current SL15	240	320	250	333	261	347	271	361	281	374	291	388	312	416	338	450	370	493	411	548
Avg WITR CSL15	177%	0%	0%	0%	0%	0%	0%	0%	0%	0%	0%	0%	0%	0%	0%	0%	0%	0%	0%	0%
V3 Proposed S15	98	140	106	151	115	165	126	180	139	198	164	218	182	243	203	270	228	304	262	350
Avg WITR PSL15	675%	0%	0%	0%	0%	0%	0%	0%	0%	0%	0%	0%	0%	0%	0%	0%	0%	0%	0%	0%
V3 Proposed SL16	109	156	118	169	129	185	141	201	155	222	183	245	204	272	227	303	255	340	294	392
Avg WITR PSL16	580%	0%	0%	0%	0%	0%	0%	0%	0%	0%	0%	0%	0%	0%	0%	0%	0%	0%	0%	0%
Proposed SL17	240	320	249	332	260	347	274	365	289	385	306	409	327	436	350	467	377	502	407	543
Avg WITR PSL17	177%	0%	0%	0%	0%	0%	0%	0%	0%	0%	0%	0%	0%	0%	0%	0%	0%	0%	0%	0%

	Number of Convictions	Avg Sent (mos)	Charge File Count (A)	Charge Conviction (A)	Charge File Count (J)	Charge Conviction (J)
Total Number	2		14	6	0	0
Gender(M)	0	0.0	10	4	0	0
Gender(F)	2	318.5	4	2	0	0
Unk	0	0.0	0	0	0	0
BIPOC	1	320.0	2	2	0	0
White	1	443.0	10	4	0	0
Unk	0	0.0	2	0	0	0

Sentence Length Ratio BIPOC/White defendants
0.72 White>BIPOC