

Sentencing Guidelines Commission

Assumptions:

- Data is from FY 2010 - 2019
- Data excludes any sentencing alternatives, options, enhancements or anticipatories
- Data represents convictions for offenses that are the most serious on the case, meaning they had the longest sentence length imposed.
- Data Sources: Caseload Forecast Council and Administrative Office of the Courts
- Yellow highlight means average sentence length is below low range value
- Red highlight means average sentence length is above the high range value
- WITR (Where In The Range) value represents where the average sentence length falls within the presumptive range.
The low range value = 0% and the high range value = 100%. A WITR value of 50% represents the midpoint of the range.
- Sentence Length Ratio Male/Female defendants - values greater than 1.0 means males had average sentences greater than females
- Sentence Length Ratio BIPOC/White defendants - values greater than 1.0 means that White defendants had average sentences greater than BIPOC defendants

SGC Re-ranking Sentencing and Charging Data
12/8/2023

Violating Commercial Fishing Area or Time 1

Leave at SL 1

RCW: **Class: SL:**
C 1

	0	1	2	3	4	5	6	7	8	9+										
Avg Sent (mos)	0.0	0.0	0.0	0.0	0.0	0.0	0.0	0.0	0.0	0.0										
Median Sent (mos)	0.0	0.0	0.0	0.0	0.0	0.0	0.0	0.0	0.0	0.0										
Number																				
Current SL1	0	2	0	3	2	5	2	6	3	8	4	12	12.03	14	14	18	17	22	22	29
Proposed SL1	0	2	0	3	1	5	1	6	2	7	2	8	3	10	3	12	4	14	5	18
Proposed SL2	0	3	1	6	2	7	2	8	3	10	3	12	4	14	5	17	6	21	8	28

	Number of Convictions	Avg Sent (mos)	Charge File Count (A)	Charge Conviction (A)	Charge File Count (J)	Charge Conviction (J)	
Total Number			0	0	0	0	No Charging Data
Gender(M)			0	0	0	0	No Conviction Data; No CFC Code
Gender(F)			0	0	0	0	
Unk			0	0	0	0	
BIPOC			0	0	0	0	
White			0	0	0	0	
Unk			0	0	0	0	

Vehicle Prowl 1

RCW: **Class: SL:** Move to SL 2
9A.52.095 C 1 comport with Res Burg?

	0	1	2	3	4	5	6	7	8	9+										
Avg Sent (mos)	0.6	1.3	2.6	3.3	5.5	9.7	12.4	17.2	17.0	26.6										
Median Sent (mos)	0.7	1.0	2.0	3.0	5.5	11.0	12.0	18.0	17.0	29.0										
Number	15	13	9	6	4	3	5	5	3	9										
Current SL1	0	2	0	3	2	5	2	6	3	8	4	12	12.03	14	14	18	17	22	22	29
Avg WITR CSL1		32%		44%		21%		33%		50%		71%		20%		80%		0%		66%
Proposed SL1	0	2	0	3	1	5	1	6	2	7	2	8	3	10	3	12	4	14	5	18
Avg WITR PSL1		32%		44%		41%		47%		70%		128%		135%		158%		130%		166%
Proposed SL2	0	3	1	6	2	7	2	8	3	10	3	12	4	14	5	17	6	21	8	28
Avg WITR PSL2		21%		6%		13%		22%		36%		74%		84%		102%		73%		93%
Proposed SL3	2	7	2	9	3	11	4	13	4	16	5	19	6	23	8	27	10	33	11	39
Avg WITR PSL3		-27%		-10%		-5%		-7%		13%		33%		38%		48%		30%		56%

	Number of Convictions	Avg Sent (mos)	Charge File Count (A)	Charge Conviction (A)	Charge File Count (J)	Charge Conviction (J)	
Total Number	72		451	221	71	37	Sentence Length Ratio for Male and Female Defendants
Gender(M)	60	8.2	397	194	59	31	1.41 Male>Female
Gender(F)	12	5.8	52	26	12	6	
Unk	0	0.0	2	1	0	0	Sentence Length Ratio for BIPOC and White Defendants
BIPOC	12	12.0	54	31	1	0	1.73 BIPOC>White
White	60	6.9	370	179	69	36	
Unk	0	0.0	27	11	1	1	

SGC Re-ranking Sentencing and Charging Data
12/8/2023

Unlawful Use of Net to Take Fish 1

Leave at SL 1

RCW: 77.15.580(3)(b) Class: C SL: 1

	0	1	2	3	4	5	6	7	8	9+										
Avg Sent (mos)	0.0	0.0	0.0	0.0	0.0	0.0	0.0	0.0	0.0	0.0										
Median Sent (mos)	0.0	0.0	0.0	0.0	0.0	0.0	0.0	0.0	0.0	0.0										
Number																				
Current SL1	0	2	0	3	2	5	2	6	3	8	4	12	12.03	14	14	18	17	22	22	29
Proposed SL1	0	2	0	3	1	5	1	6	2	7	2	8	3	10	3	12	4	14	5	18
Proposed SL2	0	3	1	6	2	7	2	8	3	10	3	12	4	14	5	17	6	21	8	28

	Number of Convictions	Avg Sent (mos)	Charge File Count (A)	Charge Conviction (A)	Charge File Count (J)	Charge Conviction (J)	
Total Number			0	0	0	0	No Charging Data
Gender(M)			0	0	0	0	No Conviction Data; No CFC Code
Gender(F)			0	0	0	0	
Unk			0	0	0	0	
BIPOC			0	0	0	0	
White			0	0	0	0	
Unk			0	0	0	0	

Unlawful Trafficking in Food Stamps

#1 - Leave at SL 1

RCW: 9.91.142(1) Class: C SL: 1

#2 - Move to SL 2

	0	1	2	3	4	5	6	7	8	9+										
Avg Sent (mos)	0.0	0.5	3.5	3.3	0.0	12.0	0.0	0.0	0.0	22.0										
Median Sent (mos)	0.0	0.0	3.5	4.0	0.0	12.0	0.0	0.0	0.0	22.0										
Number	1	7	2	3	0	1	0	0	0	1										
Current SL1	0	2	0	3	2	5	2	6	3	8	4	12	12.03	14	14	18	17	22	22	29
Avg WITR CSL1		0%	16%	50%	33%	0%	100%	0%	0%	0%	0%	0%	0%	0%	0%	0%	0%	0%	0%	0%
Proposed SL1	0	2	0	3	1	5	1	6	2	7	2	8	3	10	3	12	4	14	5	18
Avg WITR PSL1		0%	16%	63%	47%	0%	167%	0%	0%	0%	0%	0%	0%	0%	0%	0%	0%	0%	0%	131%
Proposed SL2	0	3	1	6	2	7	2	8	3	10	3	12	4	14	5	17	6	21	8	28
Avg WITR PSL2		0%	-11%	30%	22%	0%	100%	0%	0%	0%	0%	0%	0%	0%	0%	0%	0%	0%	0%	70%
Proposed SL3	2	7	2	9	3	11	4	13	4	16	5	19	6	23	8	27	10	33	11	39
Avg WITR PSL3		-40%	-22%	6%	-7%	0%	50%	0%	0%	0%	0%	0%	0%	0%	0%	0%	0%	0%	0%	39%

	Number of Convictions	Avg Sent (mos)	Charge File Count (A)	Charge Conviction (A)	Charge File Count (J)	Charge Conviction (J)	
Total Number	15		45	36	1	1	Sentence Length Ratio for Male and Female Defendants
Gender(M)	7	3.4	24	18	1	1	0.85 Female>Male
Gender(F)	8	4.1	21	18	0	0	
Unk	0	0.0	0	0	0	0	Sentence Length Ratio for BIPOC and White Defendants
BIPOC	6	3.4	6	4	0	0	0.91 White>BIPOC
White	9	3.8	22	21	1	1	
Unk	0	0.0	17	11	0	0	

Unlawful Releasing, Planting, Possessing or Placing Deleterious Exotic Wildlife

Leave at SL 1

RCW: 77.15.250(2)(b) Class: SL: C 1

	0	1	2	3	4	5	6	7	8	9+										
Avg Sent (mos)	0.0	0.0	0.0	0.0	0.0	0.0	0.0	0.0	0.0	0.0										
Median Sent (mos)	0.0	0.0	0.0	0.0	0.0	0.0	0.0	0.0	0.0	0.0										
Number																				
Current SL1	0	2	0	3	2	5	2	6	3	8	4	12	12.03	14	14	18	17	22	22	29
Proposed SL1	0	2	0	3	1	5	1	6	2	7	2	8	3	10	3	12	4	14	5	18
Proposed SL2	0	3	1	6	2	7	2	8	3	10	3	12	4	14	5	17	6	21	8	28






	Number of Convictions	Avg Sent (mos)	Charge File Count (A)	Charge Conviction (A)	Charge File Count (J)	Charge Conviction (J)
Total Number			0	0	0	0
Gender(M)			0	0	0	0
Gender(F)			0	0	0	0
Unk			0	0	0	0
BIPOC			0	0	0	0
White			0	0	0	0
Unk			0	0	0	0

No Charging Data
No Conviction Data; No CFC Code

Unlawful Redemption of Food Stamps

#1 - Leave at SL 1
#2 - Decrease to Misd

RCW: 9.91.144 Class: SL: C 1

	0	1	2	3	4	5	6	7	8	9+										
Avg Sent (mos)	0.0	1.6	0.0	0.0	0.0	4.0	0.0	0.0	0.0	0.0										
Median Sent (mos)	0.0	1.6	0.0	0.0	0.0	4.0	0.0	0.0	0.0	0.0										
Number	0	1	0	0	0	2	0	0	0	0										
Current SL1	0	2	0	3	2	5	2	6	3	8	4	12	12.03	14	14	18	17	22	22	29
Avg WITR CSL1	0%		55%	0%	0%	0%	0%	0%	0%	0%	0%	0%	0%	0%	0%	0%	0%	0%	0%	0%
Proposed SL1	0	2	0	3	1	5	1	6	2	7	2	8	3	10	3	12	4	14	5	18
Avg WITR PSL1	0%		55%	0%	0%	0%		33%	0%	0%	0%	0%	0%	0%	0%	0%	0%	0%	0%	0%
Proposed SL2	0	3	1	6	2	7	2	8	3	10	3	12	4	14	5	17	6	21	8	28
Avg WITR PSL2	0%		13%	0%	0%	0%		11%	0%	0%	0%	0%	0%	0%	0%	0%	0%	0%	0%	0%

	Number of Convictions	Avg Sent (mos)	Charge File Count (A)	Charge Conviction (A)	Charge File Count (J)	Charge Conviction (J)
Total Number	3		102	35	0	0
Gender(M)	0	3.2	53	17	0	0
Gender(F)	3	0.3	49	18	0	0
Unk	0	0.0	0	0	0	0
BIPOC	0	0.0	32	12	0	0
White	3	3.2	55	20	0	0
Unk	0	0.0	15	3	0	0

Unlawful Production of Payment Instruments

#1 - Leave at SL 1

RCW: Class: SL: #2 - Move to SL 2 - on par with forgery
9A.56.320(1) C 1

	0	1	2	3	4	5	6	7	8	9+										
Avg Sent (mos)	1.3	0.5	0.0	0.0	3.0	0.0	0.0	0.0	0.0	0.0										
Median Sent (mos)	12.7	0.5	0.0	0.0	3.0	0.0	0.0	0.0	0.0	0.0										
Number	2	1	0	0	1	0	0	0	0	0										
Current SL1	0	2	0	3	2	5	2	6	3	8	4	12	12.03	14	14	18	17	22	22	29
Avg WTR CSL1		64%		16%		0%		0%		0%		0%		0%		0%		0%		0%
Proposed SL1	0	2	0	3	1	5	1	6	2	7	2	8	3	10	3	12	4	14	5	18
Avg WTR PSL1		64%		16%		0%		0%		20%		0%		0%		0%		0%		0%
Proposed SL2	0	3	1																	
Avg WTR PSL2		42%		-10%		0%		0%		0%		0%		0%		0%		0%		0%

	Number of Convictions	Avg Sent (mos)	Charge File Count (A)	Charge Conviction (A)	Charge File Count (J)	Charge Conviction (J)	
Total Number	4		141	42	1	0	Sentence Length Ratio for Male and Female Defendants
Gender(M)	3	1.5	86	27	1	0	0.97 Female>Male
Gender(F)	1	1.5	55	15	0	0	
Unk	0	0.0	0	0	0	0	Sentence Length Ratio for BIPOC and White Defendants
BIPOC	1	1.5	11	2	0	0	1.03 BIPOC>White
White	3	1.5	125	37	1	0	
Unk	0	0.0	5	3	0	0	

Unlawful Possession of Payment Instruments

#1 - Leave at SL 1

RCW: Class: SL: #2 - Move to SL 2 - on par with forgery
9A.56.320(2) C 1

	0	1	2	3	4	5	6	7	8	9+										
Avg Sent (mos)	1.2	1.6	2.4	2.3	4.0	5.0	12.0	14.0	19.5	24.0										
Median Sent (mos)	1.0	1.5	2.2	2.0	3.0	5.0	12.0	14.0	19.5	23.5										
Number	11	11	6	3	9	2	3	1	4	24										
Current SL1	0	2	0	3	2	5	2	6	3	8	4	12	12.03	14	14	18	17	22	22	29
Avg WTR CSL1		62%		54%		13%		8%		20%		13%		0%		50%		29%		0%
Proposed SL1	0	2	0	3	1	5	1	6	2	7	2	8	3	10	3	12	4	14	5	18
Avg WTR PSL1		62%		54%		35%		27%		40%		50%		129%		122%		155%		146%
Proposed SL2	0	3	1	6	2	7	2	8	3	10	3	12	4	14	5	17	6	21	8	28
Avg WTR PSL2		41%		12%		8%		6%		14%		22%		80%		75%		90%		80%

	Number of Convictions	Avg Sent (mos)	Charge File Count (A)	Charge Conviction (A)	Charge File Count (J)	Charge Conviction (J)	
Total Number	74		968	479	9	0	Sentence Length Ratio for Male and Female Defendants
Gender(M)	52	12.2	582	305	8	0	1.58 Male>Female
Gender(F)	22	7.7	385	174	1	0	
Unk	0	0.0	1	0	0	0	Sentence Length Ratio for BIPOC and White Defendants
BIPOC	13	12.9	108	52	0	0	1.24 BIPOC>White
White	61	10.4	819	406	9	0	
Unk	0	0.0	41	21	0	0	

SGC Re-ranking Sentencing and Charging Data
12/8/2023

Unlawful Possession of Instruments of Financial Fraud

#1 - Leave at SL 1
#2 - Move to SL 2 - on par with forgery

RCW: Class: SL:
9A.56.320(5) C 1

	0	1	2	3	4	5	6	7	8	9+
Avg Sent (mos)	0.0	0.0	0.0	0.0	0.0	4.0	0.0	0.0	0.0	0.0
Median Sent (mos)	0.0	0.0	0.0	0.0	0.0	4.0	0.0	0.0	0.0	0.0
Number	0	0	0	0	0	1	0	0	0	0

Current SL1	0	2	0	3	2	5	2	6	3	8	4	12	12.03	14	14	18	17	22	22	29
Avg WTR CSL1	0%	0%	0%	0%	0%	0%	0%	0%	0%	0%	0%	0%	0%	0%	0%	0%	0%	0%	0%	0%
Proposed SL1	0	2	0	3	1	5	1	6	2	7	2	8	3	10	3	12	4	14	5	18
Avg WTR PSL1	0%	0%	0%	0%	0%	0%	0%	0%	0%	33%	0%	0%	0%	0%	0%	0%	0%	0%	0%	0%
Proposed SL2	0	3	1	6	2	7	2	8	3	10	3	12	4	14	5	17	6	21	8	28
Avg WTR PSL2	0%	0%	0%	0%	0%	0%	0%	0%	0%	11%	0%	0%	0%	0%	0%	0%	0%	0%	0%	0%

	Number of Convictions	Avg Sent (mos)	Charge File Count (A)	Charge Conviction (A)	Charge File Count (J)	Charge Conviction (J)
Total Number	1		70	33	0	0
Gender(M)	0	0.0	41	19	0	0
Gender(F)	1	4.0	29	14	0	0
Unk	0	0.0	0	0	0	0
BIPOC	1	4.0	6	2	0	0
White	0	0.0	63	30	0	0
Unk	0	0.0	1	1	0	0

Unlawful Possession of Fictitious Identification

#1 - Leave at SL 1
#2 - Move to SL 2 - on par with forgery

RCW: Class: SL:
9A.56.320(4) C 1

	0	1	2	3	4	5	6	7	8	9+
Avg Sent (mos)	0.8	0.0	0.0	0.0	0.0	6.0	12.0	0.0	18.3	19.7
Median Sent (mos)	0.9	0.0	0.0	0.0	0.0	6.0	12.0	0.0	17.0	22.0
Number	4	0	0	0	0	1	1	0	4	3

Current SL1	0	2	0	3	2	5	2	6	3	8	4	12	12.03	14	14	18	17	22	22	29
Avg WTR CSL1	38%	0%	0%	0%	0%	0%	25%	0%	0%	25%	-33%									
Proposed SL1	0	2	0	3	1	5	1	6	2	7	2	8	3	10	3	12	4	14	5	18
Avg WTR PSL1	38%	0%	0%	0%	0%	0%	67%	129%	0%	143%	113%									
Proposed SL2	0	3	1	6	2	7	2	8	3	10	3	12	4	14	5	17	6	21	8	28
Avg WTR PSL2	25%	0%	0%	0%	0%	0%	33%	80%	0%	82%	58%									

	Number of Convictions	Avg Sent (mos)	Charge File Count (A)	Charge Conviction (A)	Charge File Count (J)	Charge Conviction (J)
Total Number	13		165	48	0	0
Gender(M)	9	13.1	95	38	0	0
Gender(F)	4	8.8	70	10	0	0
Unk	0	0.0	0	0	0	0
BIPOC	6	7.2	26	7	0	0
White	7	15.7	86	39	0	0
Unk	0	0.0	53	2	0	0

Sentence Length Ratio for Male and Female Defendants
1.50 Male>Female

Sentence Length Ratio for BIPOC and White Defendants
0.46 White>BIPOC

Unlawful Possession of a Personal Identification Device

#1 - Leave at SL 1
#2 - Move to SL 2 - on par with forgery

RCW: Class: SL:
9A.56.320(3) C 1

	0	1	2	3	4	5	6	7	8	9+										
Avg Sent (mos)	0.0	0.8	0.0	2.0	0.0	0.0	0.0	0.0	0.0	22.0										
Median Sent (mos)	0.0	0.8	0.0	2.0	0.0	0.0	0.0	0.0	0.0	22.0										
Number	0	1	0	2	0	0	0	0	0	1										
Current SL1	0	2	0	3	2	5	2	6	3	8	4	12	12.03	14	14	18	17	22	22	29
Avg WITR CSL1	0%	26%	0%	0%	0%	0%	0%	0%	0%	0%	0%	0%	0%	0%	0%	0%	0%	0%	0%	0%
Proposed SL1	0	2	0	3	1	5	1	6	2	7	2	8	3	10	3	12	4	14	5	18
Avg WITR PSL1	0%	26%	0%	20%	0%	20%	0%	0%	0%	0%	0%	0%	0%	0%	0%	0%	0%	0%	131%	0%
Proposed SL2	0	3	1	6	2	7	2	8	3	10	3	12	4	14	5	17	6	21	8	28
Avg WITR PSL2	0%	-4%	0%	0%	0%	0%	0%	0%	0%	0%	0%	0%	0%	0%	0%	0%	0%	0%	70%	0%

	Number of Convictions	Avg Sent (mos)	Charge File Count (A)	Charge Conviction (A)	Charge File Count (J)	Charge Conviction (J)	
Total Number	4		90	51	4	1	Sentence Length Ratio for Male and Female Defendants
Gender(M)	2	2.0	61	28	4	1	0.18 Female>Male
Gender(F)	2	11.4	29	23	0	0	
Unk	0	0.0	0	0	0	0	Sentence Length Ratio for BIPOC and White Defendants
BIPOC	0	0.0	21	9	3	1	0.00 BIPOC>White
White	4	6.7	66	40	1	0	
Unk	0	0.0	3	2	0	0	

Unlawful Issuance of Checks or Drafts (>\$750)

Leave at SL 1

RCW: Class: SL:
9A.56.060(4) C 1

	0	1	2	3	4	5	6	7	8	9+										
Avg Sent (mos)	0.5	1.0	2.7	3.2	5.4	6.3	12.6	16.7	19.5	26.2										
Median Sent (mos)	0.3	0.7	2.0	3.0	5.5	6.0	12.0	18.0	19.5	28.0										
Number	53	29	19	10	11	9	7	3	4	26										
Current SL1	0	2	0	3	2	5	2	6	3	8	4	12	12.03	14	14	18	17	22	22	29
Avg WITR CSL1	23%	35%	23%	30%	48%	29%	28%	67%	50%	59%										
Proposed SL1	0	2	0	3	1	5	1	6	2	7	2	8	3	10	3	12	4	14	5	18
Avg WITR PSL1	23%	35%	42%	44%	68%	72%	137%	152%	155%	163%										
Proposed SL2	0	3	1	6	2	7	2	8	3	10	3	12	4	14	5	17	6	21	8	28
Avg WITR PSL2	15%	1%	14%	20%	34%	37%	88%	97%	90%	91%										
Proposed SL3	2	7	2	9	3	11	4	13	4	16	5	19	6	23	8	27	10	33	11	39
Avg WITR PSL3	-31%	-14%	-4%	-9%	12%	10%	39%	46%	41%	54%										

	Number of Convictions	Avg Sent (mos)	Charge File Count (A)	Charge Conviction (A)	Charge File Count (J)	Charge Conviction (J)	
Total Number	171		548	279	2	0	Sentence Length Ratio for Male and Female Defendants
Gender(M)	95	7.4	338	200	0	0	1.24 Male>Female
Gender(F)	76	5.9	210	79	2	0	
Unk	0	0.0	0	0	0	0	
BIPOC	39	0.0	110	57	2	0	
White	132	6.2	385	187	0	0	
Unk	0	0.0	53	35	0	0	

Keep at SL 1:
 - Average sentence exceeds new range 4/10 columns (CHS 6-9+) (40 sentences, 23%)
 - Average sentence below new range 0/10 columns
 - Absolute minimum stays the same at 0
 - Absolute maximum decreases from 29 to 18

Move to SL 2:
 - Average sentence exceeds new range 0/10 columns
 - Average sentence below new range 0/10 columns
 - Absolute minimum stays the same at 0
 - Absolute maximum decreases from 29 to 28

Move to SL 3:
 - Average sentence exceeds new range 0/10 columns
 - Average sentence below new range 4/10 columns (CHS 0-3) (111 sentences, 65%)
 - Absolute minimum increases from 0 to 2
 - Absolute maximum increases from 29 to 39

Unlawful Fish and Shellfish Catch Accounting 1

Leave at SL 1

RCW: 77.15.630(3)(b) Class: C SL: 1

	0	1	2	3	4	5	6	7	8	9+										
Avg Sent (mos)	0.0	0.0	0.0	0.0	0.0	0.0	0.0	0.0	0.0	0.0										
Median Sent (mos)	0.0	0.0	0.0	0.0	0.0	0.0	0.0	0.0	0.0	0.0										
Number																				
Current SL1	0	2	0	3	2	5	2	6	3	8	4	12	12.03	14	14	18	17	22	22	29
Proposed SL1	0	2	0	3	1	5	1	6	2	7	2	8	3	10	3	12	4	14	5	18
Proposed SL2	0	3	1	6	2	7	2	8	3	10	3	12	4	14	5	17	6	21	8	28

	Number of Convictions	Avg Sent (mos)	Charge File Count (A)	Charge Conviction (A)	Charge File Count (J)	Charge Conviction (J)
Total Number			2	0	0	0
Gender(M)			2	0	0	0
Gender(F)			0	0	0	0
Unk			0	0	0	0
BIPOC			1	0	0	0
White			1	0	0	0
Unk			0	0	0	0

Theft of Rental, Leased, Lease-purchased or Loaned Property (\$750<>\$5,000)

Leave same as Theft 2

RCW: 9A.56.096(5)(b) Class: C SL: 1

	0	1	2	3	4	5	6	7	8	9+										
Avg Sent (mos)	0.6	0.9	3.0	5.5	3.2	8.0	12.0	14.0	0.0	23.8										
Median Sent (mos)	0.5	1.0	2.5	5.5	3.0	8.0	12.0	14.0	0.0	22.0										
Number	34	10	4	2	5	2	2	1	0	4										
Current SL1	0	2	0	3	2	5	2	6	3	8	4	12	12.03	14	14	18	17	22	22	29
Avg WITR CSL1		30%		30%		33%		88%		4%		50%	0%	0%	0%	0%	0%	0%		25%
Proposed SL1	0	2	0	3	1	5	1	6	2	7	2	8	3	10	3	12	4	14	5	18
Avg WITR PSL1		30%		30%		50%		90%		24%		100%		129%		122%	0%	0%		144%
Proposed SL2	0	3	1	6	2	7	2	8	3	10	3	12	4	14	5	17	6	21	8	28
Avg WITR PSL2		20%		-2%		20%		58%		3%		56%		80%		75%	0%	0%		79%
Proposed SL3	2	7	2	9	3	11	4	13	4	16	5	19	6	23	8	27	10	33	11	39
Avg WITR PSL3		-28%		-16%		0%		17%		-7%		21%		35%		32%	0%	0%		46%

	Number of Convictions	Avg Sent (mos)	Charge File Count (A)	Charge Conviction (A)	Charge File Count (J)	Charge Conviction (J)
Total Number	64		170	67	1	1
Gender(M)	40	4.5	97	35	1	1
Gender(F)	24	1.6	72	31	0	0
Unk	0	0.0	1	1	0	0
BIPOC	20	2.9	22	10	0	0
White	43	3.7	119	49	1	1
Unk	1	0.3	29	8	0	0

Sentence Length Ratio for Male and Female Defendants: 2.86 Male>Female

Sentence Length Ratio for BIPOC and White Defendants: 0.80 White>BIPOC

Theft from a Vulnerable Adult 2

Move 1 SL higher than Theft 2

RCW: 9A.56.400(2) Class: C SL: 1

	0	1	2	3	4	5	6	7	8	9+
Avg Sent (mos)	0.0	0.4	0.0	0.0	0.0	0.0	0.0	0.0	0.0	0.0
Median Sent (mos)	0.0	0.4	0.0	0.0	0.0	0.0	0.0	0.0	0.0	0.0
Number	0	2	0	0	0	0	0	0	0	0

Current SL1	0	2	0	3	2	5	2	6	3	8	4	12	12.03	14	14	18	17	22	22	29
Avg WITR CSL1	0%		12%		0%		0%		0%		0%		0%		0%		0%		0%	0%
Proposed SL1	0	2	0	3	2	5	2	6	3	8	4	12	12.03	14	14	18	17	22	22	29
Avg WITR PSL1	0%		12%		0%		0%		0%		0%		0%		0%		0%		0%	0%
Proposed SL2	0	3	1																	
Avg WITR PSL2	0%		-13%		0%		0%		0%		0%		0%		0%		0%		0%	0%

	Number of Convictions	Avg Sent (mos)	Charge File Count (A)	Charge Conviction (A)	Charge File Count (J)	Charge Conviction (J)
Total Number	2		34	33	0	0
Gender(M)	2	0.4	18	10	0	0
Gender(F)	0	0.0	16	23	0	0
Unk	0	0.0	0	0	0	0
BIPOC	1	0.7	4	15	0	0
White	1	0.0	26	12	0	0
Unk	0	0.0	4	6	0	0

Theft 2 (\$750-\$5,000)

#2 Leave at 1

RCW: 9A.56.040 Class: C SL: #1 Move to SL 2

	0	1	2	3	4	5	6	7	8	9+
Avg Sent (mos)	0.6	1.0	2.6	3.1	4.7	6.6	12.7	15.3	19.2	25.2
Median Sent (mos)	0.5	1.0	2.0	2.0	4.0	6.0	12.0	14.0	17.0	24.0
Number	1835	1068	593	510	454	359	255	174	167	637

Current SL1	0	2	0	3	2	5	2	6	3	8	4	12	12.03	14	14	18	17	22	22	29
Avg WITR CSL1		30%		35%		21%		28%		34%		32%		32%		32%		43%		45%
Proposed SL1	0	2	0	3	1	5	1	6	2	7	2	8	3	10	3	12	4	14	5	18
Avg WITR PSL1		30%		35%		41%		42%		54%		77%		138%		136%		152%		155%
Proposed SL2	0	3	1	6	2	7	2	8	3	10	3	12	4	14	5	17	6	21	8	28
Avg WITR PSL2		20%		1%		13%		19%		24%		40%		87%		86%		88%		88%
Proposed SL3	2	7	2	9	3	11	4	13	4	16	5	19	6	23	8	27	10	33	11	39
Avg WITR PSL3	-28%		-14%		-5%		-10%		6%		11%		39%		38%		40%		51%	

	Number of Convictions	Avg Sent (mos)	Charge File Count (A)	Charge Conviction (A)	Charge File Count (J)	Charge Conviction (J)
Total Number	6052		3343	2459	485	229
Gender(M)	4237	6.8	2050	1633	387	193
Gender(F)	1814	3.5	0	1279	821	98
Unk	1	0.0	14	5	0	0
BIPOC	1338	5.9	519	428	101	57
White	4692	5.8	2612	1898	339	148
Unk	22	0.8	212	133	45	24

Sentence Length Ratio for Male and Female Defendants
1.96 Male>Female

Sentence Length Ratio for BIPOC and White Defendants
1.01 BIPOC>White

Keep at SL 1:
 - Average sentence exceeds new range 4/10 columns (CHS 6-9+) (1233 sentences, 20%)
 - Average sentence below new range 0/10 columns
 - Absolute minimum stays the same at 0
 - Absolute maximum decreases from 29 to 18

Move to SL 2:
 - Average sentence exceeds new range 0/10 columns
 - Average sentence below new range 0/10 columns
 - Absolute minimum stays the same at 0
 - Absolute maximum decreases from 29 to 28

Move to SL 3:
 - Average sentence exceeds new range 0/10 columns
 - Average sentence below new range 4/10 columns (CHS 0-3) (4006 sentences, 66%)
 - Absolute minimum increases from 0 to 2
 - Absolute maximum increases from 29 to 39

Taking Motor Vehicle without Permission 2

#1 - Make 1 SL below Poss Stolen Vehicle, Theft of MV
#2 - Leave at SL 1

RCW: Class: SL:
9A.56.075 C 1

	0	1	2	3	4	5	6	7	8	9+										
Avg Sent (mos)	0.8	1.2	2.3	2.6	4.1	5.8	12.4	15.1	18.2	25.3										
Median Sent (mos)	0.8	1.0	2.0	2.0	3.0	5.0	12.0	14.0	17.0	25.0										
Number	979	780	423	445	407	309	223	192	193	1169										
Current SL1	0	2	0	3	2	5	2	6	3	8	4	12	12.03	14	14	18	17	22	22	29
Avg WITR CSL1		41%		38%		10%		16%		22%		22%		20%		28%		24%		48%
Proposed SL1	0	2	0	3	1	5	1	6	2	7	2	8	3	10	3	12	4	14	5	18
Avg WITR PSL1		41%		38%		33%		32%		42%		63%		135%		135%		142%		156%
Proposed SL2	0	3	1	6	2	7	2	8	3	10	3	12	4	14	5	17	6	21	8	28
Avg WITR PSL2		27%		3%		6%		10%		16%		31%		84%		84%		81%		87%
Proposed SL3	2	7	2	9	3	11	4	13	4	16	5	19	6	23	8	27	10	33	11	39
Avg WITR PSL3		-24%		-12%		-9%		-15%		1%		6%		38%		37%		36%		51%

Keep at SL 1:
 - Average sentence exceeds new range 4/10 columns (CHS 6-9+) (1777 sentences, 35%)
 - Average sentence below new range 0/10 columns
 - Absolute minimum stays the same at 0
 - Absolute maximum decreases from 29 to 18

Move to SL 2:
 - Average sentence exceeds new range 0/10 columns
 - Average sentence below new range 0/10 columns
 - Absolute minimum stays the same at 0
 - Absolute maximum decreases from 29 to 28

Move to SL 3:
 - Average sentence exceeds new range 0/10 columns
 - Average sentence below new range 4/10 columns (CHS 0-3) (2627 sentences, 51%)
 - Absolute minimum increases from 0 to 2
 - Absolute maximum increases from 29 to 39

	Number of Convictions	Avg Sent (mos)	Charge File Count (A)	Charge Conviction (A)	Charge File Count (J)	Charge Conviction (J)	
Total Number	5120		3374	6632	2224	1360	Sentence Length Ratio for Male and Female Defendants
Gender(M)	4068	10.1	2379	5303	1648	1064	2.19 Male>Female
Gender(F)	1052	4.6	990	1323	569	294	
Unk	0	0.0	5	6	6	2	Sentence Length Ratio for BIPOC and White Defendants
BIPOC	1294	8.8	475	1163	470	284	0.97 White>BIPOC
White	3817	9.1	2553	4959	1355	823	
Unk	9	1.1	346	510	399	253	

Suspension of Department Privileges 1

Leave at SL 1

RCW: Class: SL:
77.15.670(3)(b) C 1

	0	1	2	3	4	5	6	7	8	9+										
Avg Sent (mos)	0.0	1.5	0.0	0.0	0.0	0.0	0.0	0.0	0.0	22.0										
Median Sent (mos)	0.0	1.5	0.0	0.0	0.0	0.0	0.0	0.0	0.0	22.0										
Number	1	1	0	0	0	0	0	0	0	1										
Current SL1	0	2	0	3	2	5	2	6	3	8	4	12	12.03	14	14	18	17	22	22	29
Avg WITR CSL1		0%		49%		0%		0%		0%		0%		0%		0%		0%		0%
Proposed SL1	0	2	0	3	1	5	1	6	2	7	2	8	3	10	3	12	4	14	5	18
Avg WITR PSL1		0%		49%		0%		0%		0%		0%		0%		0%		0%		131%
Proposed SL2	0	3	1	6	2	7	2	8	3	10	3	12	4	14	5	17	6	21	8	28
Avg WITR PSL2		0%		10%		0%		0%		0%		0%		0%		0%		0%		70%

	Number of Convictions	Avg Sent (mos)	Charge File Count (A)	Charge Conviction (A)	Charge File Count (J)	Charge Conviction (J)	
Total Number	3		0	0	0	0	No Charging Data
Gender(M)	3	7.8	0	0	0	0	
Gender(F)	0	0.0	0	0	0	0	
Unk	0	0.0	0	0	0	0	
BIPOC	0	0.0	0	0	0	0	
White	3	7.8	0	0	0	0	
Unk	0	0.0	0	0	0	0	

Spotlighting Big Game 1

Leave at SL 1

RCW: 77.15.450(3)(b) Class: C SL: 1

	0	1	2	3	4	5	6	7	8	9+										
Avg Sent (mos)	0.0	0.0	0.0	0.0	0.0	0.0	0.0	0.0	0.0	0.0										
Median Sent (mos)	0.0	0.0	0.0	0.0	0.0	0.0	0.0	0.0	0.0	0.0										
Number																				
Current SL1	0	2	0	3	2	5	2	6	3	8	4	12	12.03	14	14	18	17	22	22	29
Proposed SL1	0	2	0	3	1	5	1	6	2	7	2	8	3	10	3	12	4	14	5	18
Proposed SL2	0	3	1	6	2	7	2	8	3	10	3	12	4	14	5	17	6	21	8	28

	Number of Convictions	Avg Sent (mos)	Charge File Count (A)	Charge Conviction (A)	Charge File Count (J)	Charge Conviction (J)	
Total Number			0	0	0	0	No Charging Data
Gender(M)			0	0	0	0	No Conviction Data; No CFC Code
Gender(F)			0	0	0	0	
Unk			0	0	0	0	
BIPOC			0	0	0	0	
White			0	0	0	0	
Unk			0	0	0	0	

Reckless Burning 1

Increase to SL 2

RCW: 9A.48.040 Class: C SL: 1

	0	1	2	3	4	5	6	7	8	9+										
Avg Sent (mos)	1.3	2.1	3.6	3.3	4.3	6.3	12.5	18.0	20.1	26.7										
Median Sent (mos)	1.5	2.6	2.4	3.0	3.5	6.0	12.0	18.0	19.8	29.0										
Number	59	27	23	9	10	6	4	1	4	3										
Current SL1	0	2	0	3	2	5	2	6	3	8	4	12	12.03	14	14	18	17	22	22	29
Avg WITR CSL1	63%	69%	52%	33%	26%	29%	25%	100%	62%	67%										
Proposed SL1	0	2	0	3	1	5	1	6	2	7	2	8	3	10	3	12	4	14	5	18
Avg WITR PSL1	63%	69%	64%	47%	46%	72%	136%	167%	161%	167%										
Proposed SL2	0	3	1	6	2	7	2	8	3	10	3	12	4	14	5	17	6	21	8	28
Avg WITR PSL2	42%	21%	31%	22%	19%	37%	85%	108%	94%	93%										
Proposed SL23	2	7	2	9	3	11	4	16	5	19	6	23	8	27	10	33	11	39		
Avg WITR PSL3	-15%	1%	7%	-7%	3%	10%	38%	53%	44%	56%										

	Number of Convictions	Avg Sent (mos)	Charge File Count (A)	Charge Conviction (A)	Charge File Count (J)	Charge Conviction (J)	
Total Number	146		235	329	167	104	Sentence Length Ratio for Male and Female Defendants 1.48 Male>Female
Gender(M)	126	4.0	190	271	143	95	
Gender(F)	20	2.7	45	58	21	9	
Unk	0	0.0	0	0	3	0	Sentence Length Ratio for BIPOC and White Defendants 1.86 BIPOC>White
BIPOC	22	6.2	25	44	22	16	
White	124	3.3	191	262	129	81	
Unk	0	0.0	19	23	16	7	

Keep at SL 1:
 - Average sentence exceeds new range 4/10 columns (CHS 6-9+) (12 sentences, 8%)
 - Average sentence below new range 0/10 columns
 - Absolute minimum stays the same at 0
 - Absolute maximum decreases from 29 to 18

Move to SL 2:
 - Average sentence exceeds new range 1/10 columns (CHS 7) (1 sentence, <1%)
 - Average sentence below new range 0/10 columns
 - Absolute minimum stays the same at 0
 - Absolute maximum decreases from 29 to 28

Move to SL 3:
 - Average sentence exceeds new range 0/10 columns
 - Average sentence below new range 2/10 columns (CHS 0, 3) (82 sentences, 56%)
 - Absolute minimum increases from 0 to 2
 - Absolute maximum increases from 29 to 39

Possession of Stolen Property 2 (other than FA or MV)

Aligned with Theft 2 - same \$

RCW: Class: SL:
9A.56.160 C 1

	0	1	2	3	4	5	6	7	8	9+										
Avg Sent (mos)	0.8	1.2	2.7	3.1	4.7	6.7	12.7	15.9	19.2	25.5										
Median Sent (mos)	0.7	1.0	2.0	2.6	4.0	5.0	12.0	15.0	18.0	25.0										
Number	563	441	321	257	226	205	150	111	126	394										
Current SL1	0	2	0	3	2	5	2	6	3	8	4	12	12.03	14	14	18	17	22	22	29
Avg WITR CSL1	39%	38%	24%	29%	34%	34%	47%	44%	49%											
Proposed SL1	0	2	0	3	1	5	1	6	2	7	2	8	3	10	3	12	4	14	5	18
Avg WITR PSL1	39%	38%	43%	43%	54%	78%	139%	143%	152%	157%										
Proposed SL2	0	3	1	6	2	7	2	8	3	10	3	12	4	14	5	17	6	21	8	28
Avg WITR PSL2	26%	3%	14%	19%	24%	41%	87%	91%	88%	87%										
Proposed SL3	2	7	2	9	3	11	4	13	4	16	5	19	6	23	8	27	10	33	11	39
Avg WITR PSL3	-25%	-12%	-4%	-10%	6%	12%	39%	41%	40%	52%										

Keep at SL 1:
 - Average sentence exceeds new range 4/10 columns (CHS 6-9+) (781 sentences, 28%)
 - Average sentence below new range 0/10 columns
 - Absolute minimum stays the same at 0
 - Absolute maximum decreases from 29 to 18

Move to SL 2:
 - Average sentence exceeds new range 0/10 columns
 - Average sentence below new range 0/10 columns
 - Absolute minimum stays the same at 0
 - Absolute maximum decreases from 29 to 28

Move to SL 3:
 - Average sentence exceeds new range 0/10 columns
 - Average sentence below new range 4/10 columns (CHS 0-3) (1582 sentences, 57%)
 - Absolute minimum increases from 0 to 2
 - Absolute maximum increases from 29 to 39

	Number of Convictions	Avg Sent (mos)	Charge File Count (A)	Charge Conviction (A)	Charge File Count (J)	Charge Conviction (J)	
Total Number	2794		3535	2512	312	138	Sentence Length Ratio for Male and Female Defendants
Gender(M)	2131	8.2	2606	1940	257	113	1.46 Male>Female
Gender(F)	663	5.6	925	569	54	25	
Unk	0	0.0	4	3	1	0	Sentence Length Ratio for BIPOC and White Defendants
BIPOC	529	7.1	395	292	60	31	0.92 White>BIPOC
White	2261	7.7	2885	2040	206	85	
Unk	4	1.3	255	180	46	22	

Mineral Trespass

Leave at SL 1

RCW: Class: SL:
78.44.330 C 1

	0	1	2	3	4	5	6	7	8	9+										
Avg Sent (mos)	0.0	0.0	0.0	0.0	0.0	0.0	0.0	0.0	0.0	0.0										
Median Sent (mos)	0.0	0.0	0.0	0.0	0.0	0.0	0.0	0.0	0.0	0.0										
Number																				
Current SL1	0	2	0	3	2	5	2	6	3	8	4	12	12.03	14	14	18	17	22	22	29
Proposed SL1	0	2	0	3	1	5	1	6	2	7	2	8	3	10	3	12	4	14	5	18
Proposed SL2	0	3	1	6	2	7	2	8	3	10	3	12	4	14	5	17	6	21	8	28

	Number of Convictions	Avg Sent (mos)	Charge File Count (A)	Charge Conviction (A)	Charge File Count (J)	Charge Conviction (J)	
Total Number			0	0	0	0	No Charging Data
Gender(M)			0	0	0	0	No Conviction Data; No CFC Code
Gender(F)			0	0	0	0	
Unk			0	0	0	0	
BIPOC			0	0	0	0	
White			0	0	0	0	
Unk			0	0	0	0	

SGC Re-ranking Sentencing and Charging Data
12/8/2023

Malicious Mischief 2

Move to SL 2 to comport with current practice

RCW: 9A.48.080 Class: C SL: 1

	0	1	2	3	4	5	6	7	8	9+										
Avg Sent (mos)	0.8	1.2	2.6	3.0	4.3	6.3	12.8	14.9	18.7	24.6										
Median Sent (mos)	0.7	1.0	2.0	2.8	3.0	4.0	12.0	14.0	17.5	24.0										
Number	562	307	153	145	115	91	50	43	50	138										
Current SL1	0	2	0	3	2	5	2	6	3	8	4	12	12.03	14	14	18	17	22	22	29
Avg WTR CSL1	42%	41%	21%	25%	26%	28%	40%	22%	34%	37%										
Proposed SL1	0	2	0	3	1	5	1	6	2	7	2	8	3	10	3	12	4	14	5	18
Avg WTR PSL1	42%	41%	41%	40%	46%	71%	140%	132%	147%	150%										
Proposed SL2	0	3	1	6	2	7	2	8	3	10	3	12	4	14	5	17	6	21	8	28
Avg WTR PSL2	28%	4%	13%	17%	19%	36%	88%	82%	85%	88%										
Proposed SL3	2	7	2	9	3	11	4	13	4	16	5	19	6	23	8	27	10	33	11	39
Avg WTR PSL3	-23%	-11%	-5%	-11%	3%	9%	40%	36%	38%	48%										

Keep at SL 1:
 - Average sentence exceeds new range 4/10 columns (CHS 6-9+) (281 sentences, 17%)
 - Average sentence below new range 0/10 columns
 - Absolute minimum stays the same at 0
 - Absolute maximum decreases from 29 to 18

Move to SL 2:
 - Average sentence exceeds new range 0/10 columns
 - Average sentence below new range 0/10 columns
 - Absolute minimum stays the same at 0
 - Absolute maximum decreases from 29 to 28

Move to SL 3:
 - Average sentence exceeds new range 0/10 columns
 - Average sentence below new range 4/10 columns (CHS 0-3) (1167 sentences, 71%)
 - Absolute minimum increases from 0 to 2
 - Absolute maximum increases from 29 to 39

	Number of Convictions	Avg Sent (mos)	Charge File Count (A)	Charge Conviction (A)	Charge File Count (J)	Charge Conviction (J)	
Total Number	1654		1102	703	536	201	Sentence Length Ratio for Male and Female Defendants 2.18 Male>Female
Gender(M)	1461	5.4	949	619	464	183	
Gender(F)	193	2.5	151	83	72	18	
Unk	0	0.0	2	1	0	0	Sentence Length Ratio for BIPOC and White Defendants 0.95 White>BIPOC
BIPOC	465	4.9	136	107	94	39	
White	1178	5.1	836	501	359	130	
Unk	11	1.9	130	95	83	32	

Fraudulent Creation or Revocation of Mental Health Advance Directive

Leave at SL 1

RCW: 9A.60.060 Class: C SL: 1

	0	1	2	3	4	5	6	7	8	9+										
Avg Sent (mos)	0.0	0.0	0.0	0.0	0.0	0.0	0.0	0.0	0.0	0.0										
Median Sent (mos)	0.0	0.0	0.0	0.0	0.0	0.0	0.0	0.0	0.0	0.0										
Number																				
Current SL1	0	2	0	3	2	5	2	6	3	8	4	12	12.03	14	14	18	17	22	22	29
Proposed SL1	0	2	0	3	1	5	1	6	2	7	2	8	3	10	3	12	4	14	5	18
Proposed SL2	0	3	1	6	2	7	2	8	3	10	3	12	4	14	5	17	6	21	8	28

	Number of Convictions	Avg Sent (mos)	Charge File Count (A)	Charge Conviction (A)	Charge File Count (J)	Charge Conviction (J)	
Total Number			0	0	0	0	No Charging Data
Gender(M)			0	0	0	0	
Gender(F)			0	0	0	0	No Conviction Data; No CFC Code
Unk			0	0	0	0	
BIPOC			0	0	0	0	
White			0	0	0	0	
Unk			0	0	0	0	

SGC Re-ranking Sentencing and Charging Data
12/8/2023

Forgery

RCW: 9A.60.020 Class: C SL: 1
#1 - Leave at SL 1
#2 - Move to SL 2

	0	1	2	3	4	5	6	7	8	9+										
Avg Sent (mos)	0.7	1.1	2.7	3.3	4.7	6.4	12.8	15.5	19.2	25.7										
Median Sent (mos)	0.7	1.0	2.0	6.0	4.0	5.2	12.0	14.0	18.0	25.0										
Number	846	629	298	302	225	190	146	127	100	455										
Current SL1	0	2	0	3	2	5	2	6	3	8	4	12	12.03	14	14	18	17	22	22	29
Avg WTR CSL1	33%	36%	23%	33%	34%	30%	39%	37%	45%	53%										
Proposed SL1	0	2	0	3	1	5	1	6	2	7	2	8	3	10	3	12	4	14	5	18
Avg WTR PSL1	33%	36%	43%	46%	54%	73%	140%	138%	152%	159%										
Proposed SL2	0	3	1	6	2	7	2	8	3	10	3	12	4	14	5	17	6	21	8	28
Avg WTR PSL2	22%	2%	14%	22%	24%	38%	88%	87%	88%	89%										
Proposed SL3	2	7	2	9	3	11	4	13	4	16	5	19	6	23	8	27	10	33	11	39
Avg WTR PSL3	-27%	-13%	-4%	-8%	6%	10%	40%	39%	40%	53%										

Keep at SL 1:
- Average sentence exceeds new range 4/10 columns (CHS 6-9+) (828 sentences, 25%)
- Average sentence below new range 0/10 columns
- Absolute minimum stays the same at 0
- Absolute maximum decreases from 29 to 18

Move to SL 2:
- Average sentence exceeds new range 0/10 columns
- Average sentence below new range 0/10 columns
- Absolute minimum stays the same at 0
- Absolute maximum decreases from 29 to 28

Move to SL 3:
- Average sentence exceeds new range 0/10 columns
- Average sentence below new range 4/10 columns (CHS 0-3) (2075 sentences, 63%)
- Absolute minimum increases from 0 to 2
- Absolute maximum increases from 29 to 39

	Number of Convictions	Avg Sent (mos)	Charge File Count (A)	Charge Conviction (A)	Charge File Count (J)	Charge Conviction (J)	
Total Number	3318		4389	2396	127	37	Sentence Length Ratio for Male and Female Defendants
Gender(M)	2117	8.0	2284	1339	94	28	1.64 Male>Female
Gender(F)	1201	4.9	2103	1057	33	9	
Unk	0	0.0	2	0	0	0	Sentence Length Ratio for BIPOC and White Defendants
BIPOC	800	6.4	515	270	17	4	0.92 White>BIPOC
White	2508	7.0	3382	1892	103	30	
Unk	10	1.4	492	234	7	3	

Attempting to Elude Pursuing Police Vehicle

RCW: 46.61.024 Class: C SL: 1
Move to SL 2 - comport with current practice

	0	1	2	3	4	5	6	7	8	9+										
Avg Sent (mos)	1.4	2.0	3.6	4.5	5.9	8.0	13.6	16.5	20.2	26.5										
Median Sent (mos)	1.0	1.5	2.0	3.0	5.0	6.0	12.0	16.0	20.0	25.0										
Number	652	551	348	350	326	271	261	231	163	825										
Current SL1	0	2	0	3	2	5	2	6	3	8	4	12	12.03	14	14	18	17	22	22	29
Avg WTR CSL1	69%	65%	52%	62%	58%	50%	80%	63%	65%	64%										
Proposed SL1	0	2	0	3	1	5	1	6	2	7	2	8	3	10	3	12	4	14	5	18
Avg WTR PSL1	69%	65%	64%	69%	78%	99%	152%	150%	162%	165%										
Proposed SL2	0	3	1	6	2	7	2	8	3	10	3	12	4	14	5	17	6	21	8	28
Avg WTR PSL2	46%	19%	31%	41%	41%	55%	96%	96%	95%	92%										
Proposed SL3	2	7	2	9	3	11	4	13	4	16	5	19	6	23	8	27	10	33	11	39
Avg WTR PSL3	-13%	-1%	7%	5%	16%	21%	45%	45%	45%	55%										

Keep at SL 1:
- Average sentence exceeds new range 4/10 columns (CHS 6-9+) (1480 sentences, 37%)
- Average sentence below new range 0/10 columns
- Absolute minimum stays the same at 0
- Absolute maximum decreases from 29 to 18

Move to SL 2:
- Average sentence exceeds new range 0/10 columns
- Average sentence below new range 0/10 columns
- Absolute minimum stays the same at 0
- Absolute maximum decreases from 29 to 28

Move to SL 3:
- Average sentence exceeds new range 0/10 columns
- Average sentence below new range 2/10 columns (CHS 0-1) (1203 sentences, 30%)
- Absolute minimum increases from 0 to 2
- Absolute maximum increases from 29 to 39

	Number of Convictions	Avg Sent (mos)	Charge File Count (A)	Charge Conviction (A)	Charge File Count (J)	Charge Conviction (J)	
Total Number	3978		8088	5847	478	259	Sentence Length Ratio for Male and Female Defendants
Gender(M)	3619	10.8	7248	5243	416	227	1.69 Male>Female
Gender(F)	359	6.4	815	593	54	30	
Unk	0	0.0	25	11	8	2	Sentence Length Ratio for BIPOC and White Defendants
BIPOC	1181	9.2	1494	1109	139	82	0.85 White>BIPOC
White	2789	10.9	5514	3949	237	125	
Unk	8	2.7	1080	789	102	52	

Transaction of Insurance Business Beyond the Scope of Licensure (Violation of RCW 48.17.060)

RCW: Class: SL: Keep at SL 1
B 1

	0	1	2	3	4	5	6	7	8	9+										
Avg Sent (mos)	0.0	0.0	0.0	0.0	0.0	0.0	0.0	0.0	0.0	0.0										
Median Sent (mos)	0.0	0.0	0.0	0.0	0.0	0.0	0.0	0.0	0.0	0.0										
Number	0	2	0	3	2	5	2	6	3	8	4	12	12.03	14	14	18	17	22	22	29
Current SL1	0	2	0	3	1	5	1	6	2	7	2	8	3	10	3	12	4	14	5	18
Proposed SL1	0	3	1	6	2	7	2	8	3	10	3	12	4	14	5	17	6	21	8	28
Proposed SL2	0	3	1	6	2	7	2	8	3	10	3	12	4	14	5	17	6	21	8	28

	Number of Convictions	Avg Sent (mos)	Charge File Count (A)	Charge Conviction (A)	Charge File Count (J)	Charge Conviction (J)
Total Number			0	0	0	0
Gender(M)			0	0	0	0
Gender(F)			0	0	0	0
Unk			0	0	0	0
BIPOC			0	0	0	0
White			0	0	0	0
Unk			0	0	0	0

No Charging Data
No Conviction Data; No CFC code

False Verification for Welfare

RCW: Class: SL: Keep at SL 1
74.08.055(2) B 1



	0	1	2	3	4	5	6	7	8	9+										
Avg Sent (mos)	0.32	1.2	0.0	6.0	4.0	0.0	0.0	14.0	0.0	0.0										
Median Sent (mos)	0	0.5	0.0	6.0	4.0	0.0	0.0	14.0	0.0	0.0										
Number	1	1	0	1	0	0	0	1	0	0										
Current SL1	0	2	0	3	2	5	2	6	3	8	4	12	12.03	14	14	18	17	22	22	29
Avg WITR CSL1	0%	16%	39%	0%	100%	0%	0%	0%	0%	0%	0%	0%	0%	0%	0%	0%	0%	0%	0%	0%
Proposed SL1	0	2	0	3	1	5	1	6	2	7	2	8	3	10	3	12	4	14	5	18
Avg WITR PSL1	0%	39%	0%	100%	0%	0%	0%	122%	0%	0%	0%	0%	0%	0%	0%	0%	0%	0%	0%	0%
Proposed SL2	0	3	1	6	2	7	2	8	3	10	3	12	4	14	5	17	6	21	8	28
Avg WITR PSL2	0%	3%	0%	67%	0%	0%	0%	75%	0%	0%	0%	0%	0%	0%	0%	0%	0%	0%	0%	0%

	Number of Convictions	Avg Sent (mos)	Charge File Count (A)	Charge Conviction (A)	Charge File Count (J)	Charge Conviction (J)	Sentence Length Ratio Male/Female defendants
Total Number	6		373	73	0	0	1.48 Male> Female
Gender(M)	3	20.7	53	13	0	0	
Gender(F)	3	14.0	313	60	0	0	Sent Length Ratio BIPOC/White defendants
Unk	0	0.0	7	0	0	0	1.12 BIPOC>White
BIPOC	3	18.3	29	6	0	0	
White	3	16.3	224	53	0	0	
Unk	0	0.0	120	14	0	0	

Unlicensed Practice of a Profession or Business (Subsequent Violation)

RCW: **Class: SL:**
C 2 Leave at SL 2



Doctors/nurses etc.
First offense gross misdemeanor.

	0	1	2	3	4	5	6	7	8	9+										
Avg Sent (mos)	1.5	0.0	0.0	0.0	13.5	0.0	0.0	0.0	0.0	0.0										
Median Sent (mos)	1.5	0.0	0.0	0.0	13.5	0.0	0.0	0.0	0.0	0.0										
Number	2	0	0	0	2	0	0	0	0	0										
Current SL2	0	3	2	6	3	9	4	12	12.03	14	14	18	17	22	22	29	33	43	43	57
Avg WITR CSL2		51%	0%	0%	0%	75%	0%	0%	0%	0%	0%	0%	0%	0%	0%	0%	0%	0%	0%	0%
Proposed SL2	0	3	1	6	2	7	2	8	3	10	3	12	4	14	5	17	6	21	8	28
Avg WITR PSL2		51%	0%	0%	0%	0%	0%	150%	0%	0%	0%	0%	0%	0%	0%	0%	0%	0%	0%	0%
Proposed SL3	2																			
Avg WITR PSL3		-10%	0%	0%	0%	79%	0%	0%	0%	0%	0%	0%	0%	0%	0%	0%	0%	0%	0%	0%

	Number of Convictions	Avg Sent (mos)	Charge File Count (A)	Charge Conviction (A)	Charge File Count (J)	Charge Conviction (J)	
Total Number	4		8	6	0	0	Sentence Length Ratio for Male and Female Defendants
Gender(M)	3	5.3	5	2	0	0	0.38 Female>Male
Gender(F)	1	14.0	3	4	0	0	
Unk	0	0.0	0	0	0	0	Sentence Length Ratio for BIPOC and White Defendants
BIPOC	1	3.0	3	5	0	0	0.33 White>BIPOC
White	3	9.0	4	1	0	0	
Unk	0	0.0	1	0	0	0	

Unlawful Trafficking in Fish, Shellfish or Wildlife 2

RCW: **Class: SL:**
77.15.260(3)(a) C 2 leave at SL 2

	0	1	2	3	4	5	6	7	8	9+										
Avg Sent (mos)	0.2	0.0	0.0	0.0	0.0	0.0	0.0	0.0	0.0	0.0										
Median Sent (mos)	0.2	0.0	0.0	0.0	0.0	0.0	0.0	0.0	0.0	0.0										
Number	2	0	0	0	0	0	0	0	0	0										
Current SL2	0	3	2	6	3	9	4	12	12.03	14	14	18	17	22	22	29	33	43	43	57
Avg WITR CSL2		8%	0%	0%	0%	0%	0%	0%	0%	0%	0%	0%	0%	0%	0%	0%	0%	0%	0%	0%
Proposed SL2	0	3	1	6	2	7	2	8	3	10	3	12	4	14	5	17	6	21	8	28
Avg WITR PSL2		8%	0%	0%	0%	0%	0%	0%	0%	0%	0%	0%	0%	0%	0%	0%	0%	0%	0%	0%
Proposed SL3	2	7	2	9	3	11	4	13	4	16	5	19	6	23	8	27	10	33	11	39
Avg WITR PSL3		-35%	0%	0%	0%	0%	0%	0%	0%	0%	0%	0%	0%	0%	0%	0%	0%	0%	0%	0%

	Number of Convictions	Avg Sent (mos)	Charge File Count (A)	Charge Conviction (A)	Charge File Count (J)	Charge Conviction (J)	
Total Number	2		0	0	0	0	No Charging Data
Gender(M)	1	0.0	0	0	0	0	
Gender(F)	1	0.5	0	0	0	0	Sentence Length Ratio for Male and Female Defendants
Unk	0	0.0	0	0	0	0	0.00 Male=Female
BIPOC	0	0.0	0	0	0	0	
White	2	0.2	0	0	0	0	
Unk	0	0.0	0	0	0	0	

SGC Re-ranking Sentencing and Charging Data
12/8/2023

Unlawful Purchase or Use of a License 1

Leave at SL 2

RCW: 77.15.650(3)(b) Class: C SL: 2

	0	1	2	3	4	5	6	7	8	9+										
Avg Sent (mos)	0.0	0.0	0.0	0.0	0.0	0.0	0.0	0.0	0.0	0.0										
Median Sent (mos)	0.0	0.0	0.0	0.0	0.0	0.0	0.0	0.0	0.0	0.0										
Number																				
Current SL2	0	3	2	6	3	9	4	12	12.03	14	14	18	17	22	22	29	33	43	43	57
Proposed SL2	0	3	1	6	2	7	2	8	3	10	3	12	4	14	5	17	6	21	8	28
Proposed SL3	2	7	2	9	3	11	4	13	4	16	5	19	6	23	8	27	10	33	11	39




	Number of Convictions	Avg Sent (mos)	Charge File Count (A)	Charge Conviction (A)	Charge File Count (J)	Charge Conviction (J)
Total Number			0	0	0	0
Gender(M)			0	0	0	0
Gender(F)			0	0	0	0
Unk			0	0	0	0
BIPOC			0	0	0	0
White			0	0	0	0
Unk			0	0	0	0

No Charging Data
No Conviction Data; No CFC Code

Unlawful Practice of Law (Subsequent Violation)

Leave at 2

RCW: 2.48.180 Class: C SL: 2

	0	1	2	3	4	5	6	7	8	9+										
Avg Sent (mos)	0.0	0.0	6.0	0.0	0.0	0.0	0.0	0.0	0.0	0.0										
Median Sent (mos)	0.0	0.0	6.0	0.0	0.0	0.0	0.0	0.0	0.0	0.0										
Number	0	0	1	0	0	0	0	0	0	0										
Current SL2	0	3	2	6	3	9	4	12	12.03	14	14	18	17	22	22	29	33	43	43	57
Avg WITR CSL2	0%	0%	 50%	0%	0%	0%	0%	0%	0%	0%	0%	0%	0%	0%	0%	0%	0%	0%	0%	0%
Proposed SL2	0	3	1	6	2	7	2	8	3	10	3	12	4	14	5	17	6	21	8	28
Avg WITR PSL2	0%	0%	 30%	0%	0%	0%	0%	0%	0%	0%	0%	0%	0%	0%	0%	0%	0%	0%	0%	0%
Proposed SL3	2	7	2	9	3	11	4	13	4	16	5	19	6	23	8	27	10	33	11	39
Avg WITR PSL3	0%	0%	 38%	0%	0%	0%	0%	0%	0%	0%	0%	0%	0%	0%	0%	0%	0%	0%	0%	0%

	Number of Convictions	Avg Sent (mos)	Charge File Count (A)	Charge Conviction (A)	Charge File Count (J)	Charge Conviction (J)
Total Number	1		0	1	0	0
Gender(M)	1	6.0	0	1	0	0
Gender(F)	0	0.0	0	0	0	0
Unk	0	0.0	0	0	0	0
BIPOC	0	0.0	0	0	0	0
White	1	6.0	0	1	0	0
Unk	0	0.0	0	0	0	0

Unlawful Participation of Non-Indians in Indian Fishery

Leave at SL 2

RCW: 77.15.570(2) Class: SL: C 2

	0	1	2	3	4	5	6	7	8	9+										
Avg Sent (mos)	0.0	0.0	0.0	0.0	0.0	0.0	0.0	0.0	0.0	0.0										
Median Sent (mos)	0.0	0.0	0.0	0.0	0.0	0.0	0.0	0.0	0.0	0.0										
Number																				
Current SL2	0	3	2	6	3	9	4	12	12.03	14	14	18	17	22	22	29	33	43	43	57
Proposed SL2	0	3	1	6	2	7	2	8	3	10	3	12	4	14	5	17	6	21	8	28
Proposed SL3	2	7	2	9	3	11	4	13	4	16	5	19	6	23	8	27	10	33	11	39

	Number of Convictions	Avg Sent (mos)	Charge File Count (A)	Charge Conviction (A)	Charge File Count (J)	Charge Conviction (J)	
Total Number			0	0	0	0	No Charging Data
Gender(M)			0	0	0	0	No Conviction Data; No CFC Code
Gender(F)			0	0	0	0	
Unk			0	0	0	0	
BIPOC			0	0	0	0	
White			0	0	0	0	
Unk			0	0	0	0	

Unlawful Factoring of a Credit or Payment Card Transaction

#2 - Move to SL 4

RCW: 9A.56.290(4)(a) Class: SL: C 2

#1 - Move to SL 3

	0	1	2	3	4	5	6	7	8	9+										
Avg Sent (mos)	1.1	0.0	9.0	0.0	14.0	14.0	19.3	22.0	0.0	46.5										
Median Sent (mos)	1.1	0.0	9.0	0.0	14.0	14.0	19.3	22.0	0.0	46.5										
Number	2	0	2	0	1	2	2	1	0	2										
Current SL2	0	3	2	6	3	9	4	12	12.03	14	14	18	17	22	22	29	33	43	43	57
Avg WITR CSL2		37%		0%		100%		0%		100%		45%		0%		0%		25%		
Proposed SL2	0	3	1	6	2	7	2	8	3	10	3	12	4	14	5	17	6	21	8	28
Avg WITR PSL2		37%		0%		140%		0%		157%		122%		153%		142%		0%		193%
Proposed SL3	2	7	2	9	3	11	4	13	4	16	5	19	6	23	8	27	10	33	11	39
Avg WITR PSL3		-18%		0%		75%		0%		88%		64%		78%		74%		0%		127%
Proposed SL4	2	9	3	11	4	14	5	17	6	20	7	24	8	29	10	35	12	42	14	49
Avg WITR PSL4		-13%		0%		50%		0%		57%		41%		54%		48%		0%		93%

	Number of Convictions	Avg Sent (mos)	Charge File Count (A)	Charge Conviction (A)	Charge File Count (J)	Charge Conviction (J)	
Total Number	12		112	25	1	1	Sentence Length Ratio for Male and Female Defendants 0.49 Female>Male
Gender(M)	4	10.7	59	15	1	1	
Gender(F)	8	21.6	53	10	0	0	
Unk	0	0.0	0	0	0	0	
BIPOC	0	0.0	8	2	0	0	
White	12	18.0	92	21	1	1	
Unk	0	0.0	12	2	0	0	

Very unusual offense. Multiple points likely reflect multiple instances of this crime. If you have prior felonies (e.g., theft) unlikely to be hired in a position where someone would have the means to do this. Violation of trust. Keep similar ranges- so proposed #4

Possible to have multiple events prior to being caught and thus multiple charges.

Trafficking in Insurance Claims (Subsequent Violation)

Leave at SL 2

RCW: 48.30A.015
Class: C
SL: 2

	0	1	2	3	4	5	6	7	8	9+										
Avg Sent (mos)	0.0	0.0	0.0	0.0	0.0	0.0	0.0	0.0	0.0	0.0										
Median Sent (mos)	0.0	0.0	0.0	0.0	0.0	0.0	0.0	0.0	0.0	0.0										
Number																				
Current SL2	0	3	2	6	3	9	4	12	12.03	14	14	18	17	22	22	29	33	43	43	57
Proposed SL2	0	3	1	6	2	7	2	8	3	10	3	12	4	14	5	17	6	21	8	28
Proposed SL3	2	7	2	9	3	11	4	13	4	16	5	19	6	23	8	27	10	33	11	39

	Number of Convictions	Avg Sent (mos)	Charge File Count (A)	Charge Conviction (A)	Charge File Count (J)	Charge Conviction (J)
Total Number			0	0	0	0
Gender(M)			0	0	0	0
Gender(F)			0	0	0	0
Unk			0	0	0	0
BIPOC			0	0	0	0
White			0	0	0	0
Unk			0	0	0	0

No Charging Data
No Conviction Data

Theft with Intent to Resell 2

#1 - rank 1 above theft 2

RCW: 9A.56.340(3)
Class: C
SL: 2

#2 - keep at 2 *where majority of offenses fall for CHS
#3 - move to 3

	0	1	2	3	4	5	6	7	8	9+										
Avg Sent (mos)	0.9	3.1	4.0	5.2	13.0	16.0	17.0	26.0	0.0	44.7										
Median Sent (mos)	0.9	2.0	3.0	4.0	13.0	16.0	17.0	26.0	0.0	43.0										
Number	27	10	8	10	2	2	2	1	0	3										
Current SL2	0	3	2	6	3	9	4	12	12.03	14	14	18	17	22	22	29	33	43	43	57
Avg WITR CSL2	30%	42%	17%	15%	50%	50%	0%	57%	0%	12%										
Proposed SL2	0	3	1	6	2	7	2	8	3	10	3	12	4	14	5	17	6	21	8	28
Avg WITR PSL2	30%	42%	40%	53%	143%	144%	130%	175%	0%	183%										
Proposed SL3	2	7	2	9	3	11	4	13	4	16	5	19	6	23	8	27	10	33	11	39
Avg WITR PSL3	-22%	16%	13%	13%	75%	79%	65%	95%	0%	120%										
Proposed SL4	2	9	3	11	4	14	5	17	6	20	7	24	8	29	10	35	12	42	14	49
Avg WITR PSL4	-16%	1%	0%	2%	50%	53%	43%	64%	0%	88%										

	Number of Convictions	Avg Sent (mos)	Charge File Count (A)	Charge Conviction (A)	Charge File Count (J)	Charge Conviction (J)
Total Number	65		76	33	3	2
Gender(M)	43	6.3	46	23	2	1
Gender(F)	22	5.5	30	10	1	1
Unk	0	0.0	0	0	0	0
BIPOC	15	4.2	20	8	0	0
White	50	6.6	50	22	3	2
Unk	0	0.0	6	3	0	0

Sentence Length Ratio for Male and Female Defendants
1.14 Male>Female

Sentence Length Ratio for BIPOC and White Defendants
0.64 White>BIPOC

Initially start at 3, but would like to see remain at 2 b/c of individuals that it mostly affects and increasing the sentencing ranges (in CHS 0-3) is big of a red flag.

Folks w/ higher CHS judges appear to feel really are deserving of more punishment.

One above wherever theft 2 - although amounts do not exactly align with amounts in statute for Theft 2.

Scrap Processing, Recycling, or Supplying without a License (Second or Subsequent Offense)

Leave at SL 2

RCW: 19.290.100
Class: C
SL: 2

	0	1	2	3	4	5	6	7	8	9+										
Avg Sent (mos)	0.0	0.0	0.0	0.0	0.0	0.0	0.0	0.0	0.0	0.0										
Median Sent (mos)	0.0	0.0	0.0	0.0	0.0	0.0	0.0	0.0	0.0	0.0										
Number																				
Current SL2	0	3	2	6	3	9	4	12	12.03	14	14	18	17	22	22	29	33	43	43	57
Proposed SL2	0	3	1	6	2	7	2	8	3	10	3	12	4	14	5	17	6	21	8	28
Proposed SL3	2	7	2	9	3	11	4	13	4	16	5	19	6	23	8	27	10	33	11	39

	Number of Convictions	Avg Sent (mos)	Charge File Count (A)	Charge Conviction (A)	Charge File Count (J)	Charge Conviction (J)	
Total Number			0	0	0	0	No Charging Data
Gender(M)			0	0	0	0	No Conviction Data; No CFC Code
Gender(F)			0	0	0	0	
Unk			0	0	0	0	
BIPOC			0	0	0	0	
White			0	0	0	0	
Unk			0	0	0	0	

Retail Theft with Special Circumstances 2

RCW: 9A.56.360(3)
Class: C
SL: 2
1: rank 1 SL above theft 2
leave at 2; increase to SL 3

Keyed to theft 2 but has special circumstances.
Key to theft 2 - one higher than Theft 2.

	0	1	2	3	4	5	6	7	8	9+
Avg Sent (mos)	0.8	3.5	5.5	5.3	12.6	14.7	18.0	25.2	34.0	49.3
Median Sent (mos)	0.8	2.0	5.5	4.0	12.0	14.0	17.0	24.0	34.0	48.0
Number	30	8	8	6	7	6	5	5	3	3

	0	3	2	6	3	9	4	12	12.03	14	14	18	17	22	22	29	33	43	43	57
Current SL2	0	3	2	6	3	9	4	12	12.03	14	14	18	17	22	22	29	33	43	43	57
Avg WITR CSL2	█	28%	█	38%	█	42%	█	17%	█	28%	█	17%	█	20%	█	46%	█	10%	█	45%
Proposed SL2	0	3	1	6	2	7	2	8	3	10	3	12	4	14	5	17	6	21	8	28
Avg WITR PSL2	█	28%	█	50%	█	70%	█	56%	█	137%	█	130%	█	140%	█	168%	█	187%	█	207%
Proposed SL3	2	7	2	9	3	11	4	13	4	16	5	19	6	23	8	27	10	33	11	39
Avg WITR PSL3	█	-23%	█	21%	█	31%	█	15%	█	72%	█	69%	█	71%	█	91%	█	104%	█	137%
Proposed SL4	2	9	3	11	4	14	5	17	6	20	7	24	8	29	10	35	12	42	14	49
Avg WITR PSL4	█	-17%	█	6%	█	15%	█	3%	█	47%	█	45%	█	48%	█	61%	█	73%	█	101%
Proposed SL5	3	12	4	14	5	17	6	20	7	24	8	29	10	35	12	42	15	51	18	60
Avg WITR PSL5	█	-24%	█	-5%	█	4%	█	-5%	█	33%	█	32%	█	32%	█	44%	█	53%	█	75%

	Number of Convictions	Avg Sent (mos)	Charge File Count (A)	Charge Conviction (A)	Charge File Count (J)	Charge Conviction (J)	
Total Number	81		350	184	21	8	Sentence Length Ratio for Male and Female Defendants
Gender(M)	53	12.4	226	118	16	6	3.01 Male>Female
Gender(F)	28	4.1	124	66	5	2	
Unk	0	0.0	0	0	0	0	Sentence Length Ratio for BIPOC and White Defendants
BIPOC	18	11.2	72	35	6	3	1.24 BIPOC>White
White	63	9.0	244	127	14	5	
Unk	0	0.0	34	22	1	0	

Organized Retail Theft 2

Rank 1 above Theft 2

RCW: **Class: SL:**
9A.56.350(3) C 2

Similar to RT w/ special circumstances but has a different type of circumstances.
Rank 1 above theft 2. Likely will face legislative change to this offense.

	0	1	2	3	4	5	6	7	8	9+										
Avg Sent (mos)	0.9	2.5	3.9	6.1	12.7	15.1	19.9	23.9	37.7	49.6										
Median Sent (mos)	0.9	2.0	3.0	5.0	12.0	15.0	20.0	22.0	37.0	50.0										
Number	137	65	57	38	24	29	21	16	14	17										
Current SL2	0	3	2	6	3	9	4	12	12.03	14	14	18	17	22	22	29	33	43	43	57
Avg WITR CSL2	30%	13%	15%	26%	35%	27%	58%	28%	47%	47%										
Proposed SL2	0	3	1	6	2	7	2	8	3	10	3	12	4	14	5	17	6	21	8	28
Avg WITR PSL2	30%	30%	38%	68%	139%	134%	159%	158%	211%	208%										
Proposed SL3	2	7	2	9	3	11	4	13	4	16	5	19	6	23	8	27	10	33	11	39
Avg WITR PSL3	-22%	7%	11%	23%	73%	72%	82%	84%	120%	138%										
Proposed SL4	2	9	3	11	4	14	5	17	6	20	7	24	8	29	10	35	12	42	14	49
Avg WITR PSL4	-16%	-6%	-1%	9%	48%	47%	57%	56%	86%	102%										
Proposed SL5	3	12	4	14	5	17	6	20	7	24	8	29	10	35	12	42	15	51	18	60
Avg WITR PSL5	-23%	-15%	-9%	0%	34%	34%	40%	40%	63%	75%										

	Number of Convictions	Avg Sent (mos)	Charge File Count (A)	Charge Conviction (A)	Charge File Count (J)	Charge Conviction (J)	
Total Number	418		1515	825	169	62	Sentence Length Ratio for Male and Female Defendants
Gender(M)	252	10.7	869	497	109	41	1.87 Male>Female
Gender(F)	166	5.7	637	324	60	21	
Unk	0	0.0	9	4	0	0	Sentence Length Ratio for BIPOC and White Defendants
BIPOC	156	9.0	533	255	114	50	1.05 BIPOC>White
White	261	8.6	860	496	46	9	
Unk	1	2.0	122	74	9	3	

Keep at SL 2:

- Average sentence exceeds new range 6/10 columns (CHS 6-9+) (121 sentences, 29%)
- Average sentence below new range 0/10 columns
- Absolute minimum stays the same at 0
- Absolute maximum decreases from 57 to 28

Move to SL 3:

- Average sentence exceeds new range 2/10 columns (CHS 8, 9+) (31 sentences, 7%)
- Average sentence below new range 1/10 columns (CHS 0) (137 sentences, 33%)
- Absolute minimum increases from 0 to 2
- Absolute maximum decreases from 57 to 39

Move to SL 4:

- Average sentence exceeds new range 1/10 columns (CHS 9+) (17 sentences, 4%)
- Average sentence below new range 3/10 columns (CHS 0-2) (259 sentences, 62%)
- Absolute minimum increases from 0 to 2
- Absolute maximum decreases from 57 to 49

Move to SL 5:

- Average sentence exceeds new range 0/10 columns
- Average sentence below new range 3/10 columns (CHS 0-2) (259 sentences, 62%)
- Absolute minimum increases from 0 to 3
- Absolute maximum decreases from 57 to 60

Improperly Obtaining Financial Information

Leave at SL 2

RCW: **Class: SL:**
9.35.010 C 2

	0	1	2	3	4	5	6	7	8	9+										
Avg Sent (mos)	0.0	0.0	0.0	0.0	0.0	0.0	0.0	0.0	0.0	0.0										
Median Sent (mos)	0.0	0.0	0.0	0.0	0.0	0.0	0.0	0.0	0.0	0.0										
Number																				
Current SL2	0	3	2	6	3	9	4	12	12.03	14	14	18	17	22	22	29	33	43	43	57
Proposed SL2	0	3	1	6	2	7	2	8	3	10	3	12	4	14	5	17	6	21	8	28
Proposed SL3	2	7	2	9	3	11	4	13	4	16	5	19	6	23	8	27	10	33	11	39

	Number of Convictions	Avg Sent (mos)	Charge File Count (A)	Charge Conviction (A)	Charge File Count (J)	Charge Conviction (J)	
Total Number			4	2	0	0	No Conviction Data
Gender(M)			3	1	0	0	
Gender(F)			1	1	0	0	
Unk			0	0	0	0	
BIPOC			0	0	0	0	
White			3	2	0	0	
Unk			0	0	0	0	

Identity Theft 2

RCW: 9.35.020(3) **Class:** C **SL:** 2 **#1:** SL 3 (ideally 2 below ID 1)

Stolen credit cards - could be multiple charges for one credit card or multiple credit cards.
Needs to be below ID 1.

Keep at SL 2:

- Average sentence exceeds new range 6/10 columns (CHS 4-9+) (1874 sentences, 51%)
- Average sentence below new range 0/10 columns
- Absolute minimum stays the same at 0
- Absolute maximum decreases from 57 to 28

Move to SL 3:

- Average sentence exceeds new range 2/10 columns (CHS 8, 9+) (887 sentences, 24%)
- Average sentence below new range 1/10 columns (CHS 0) (565 sentences, 15%)
- Absolute minimum increases from 0 to 2
- Absolute maximum decreases from 57 to 39

Move to SL 4:

- Average sentence exceeds new range 1/10 columns (CHS 9+) (767 sentences, 21%)
- Average sentence below new range 2/10 columns (CHS 0-2) (1015 sentences, 28%)
- Absolute minimum increases from 0 to 2
- Absolute maximum decreases from 57 to 49

Move to SL 5:

- Average sentence exceeds new range 0/10 columns
- Average sentence below new range 4/10 columns (CHS 0-3) (1795 sentences, 49%)
- Absolute minimum increases from 0 to 3
- Absolute maximum decreases from 57 to 60

	0	1	2	3	4	5	6	7	8	9+										
Avg Sent (mos)	0.9	2.7	4.2	5.9	12.5	15.3	19.1	24.4	35.8	50.2										
Median Sent (mos)	1.0	2.0	3.0	5.0	12.0	14.0	18.0	24.0	33.0	50.0										
Number	565	450	420	360	318	254	231	184	120	767										
Current SL2	0	3	2	6	3	9	4	12	12.03	14	14	18	17	22	22	29	33	43	43	57
Avg WITR CSL2	0%	30%	18%	20%	24%	22%	32%	42%	34%	28%	51%									
Proposed SL2	0	3	1	6	2	7	2	8	3	10	3	12	4	14	5	17	6	21	8	28
Avg WITR PSL2	0%	30%	34%	44%	65%	135%	137%	151%	162%	198%	211%									
Proposed SL3	2	7	2	9	3	11	4	13	4	16	5	19	6	23	8	27	10	33	11	39
Avg WITR PSL3	-22%	10%	15%	21%	71%	74%	77%	88%	112%	140%										
Proposed SL4	2	9	3	11	4	14	5	17	6	20	7	24	8	29	10	35	12	42	14	49
Avg WITR PSL4	-16%	-4%	2%	8%	46%	49%	53%	58%	79%	103%										
Proposed SL5	3	12	4	14	5	17	6	20	7	24	8	29	10	35	12	42	15	51	18	60
Avg WITR PSL5	-23%	-13%	-7%	-1%	32%	35%	36%	41%	58%	77%										

	Number of Convictions	Avg Sent (mos)	Charge File Count (A)	Charge Conviction (A)	Charge File Count (J)	Charge Conviction (J)	
Total Number	3669		25652	15314	382	123	Sentence Length Ratio for Male and Female Defendants
Gender(M)	2265	19.1	14473	8800	291	100	1.22 Male>Female
Gender(F)	1404	15.6	11134	6498	89	23	
Unk	0	0.0	44	16	2	0	Sentence Length Ratio for BIPOC and White Defendants
BIPOC	699	17.0	3783	2349	98	32	0.95 White>BIPOC
White	2965	18.0	20354	12208	250	80	
Unk	5	1.2	1515	757	34	11	

Health Care False Claims

Leave at 2

RCW: 48.80.030 **Class:** C **SL:** 2

	0	1	2	3	4	5	6	7	8	9+										
Avg Sent (mos)	0.4	0.0	0.0	0.0	0.0	0.0	0.0	0.0	0.0	0.0										
Median Sent (mos)	0.1	0.0	0.0	0.0	0.0	0.0	0.0	0.0	0.0	0.0										
Number	4	0	0	0	0	0	0	0	0	0										
Current SL2	0	3	2	6	3	9	4	12	12.03	14	14	18	17	22	22	29	33	43	43	57
Avg WITR CSL2	0%	12%	0%	0%	0%	0%	0%	0%	0%	0%	0%									
Proposed SL2	0	3	1	6	2	7	2	8	3	10	3	12	4	14	5	17	6	21	8	28
Avg WITR PSL2	0%	12%	0%	0%	0%	0%	0%	0%	0%	0%	0%									
Proposed SL3	2	7	2	9	3	11	4	13	4	16	5	19	6	23	8	27	10	33	11	39
Avg WITR PSL3	-33%	0%	0%	0%	0%	0%	0%	0%	0%	0%	0%									

	Number of Convictions	Avg Sent (mos)	Charge File Count (A)	Charge Conviction (A)	Charge File Count (J)	Charge Conviction (J)	
Total Number	4		2	2	0	0	Sentence Length Ratio for Male and Female Defendants
Gender(M)	2	0.7	2	0	0	0	13.00 Male>Female
Gender(F)	2	0.1	0	2	0	0	
Unk	0	0.0	0	0	0	0	
BIPOC	0	0.0	2	0	0	0	
White	4	0.4	0	2	0	0	
Unk	0	0.0	0	0	0	0	

Escape from Community Custody

RCW: 72.09.310 Class: C SL: 2 Leave at 2

	0	1	2	3	4	5	6	7	8	9+
Avg Sent (mos)	1.2	2.6	3.8	5.8	12.4	15.3	17.2	22.0	33.0	16.3
Median Sent (mos)	1.0	2.0	3.0	4.0	12.0	14.5	17.0	22.0	33.0	3.0
Number	769	562	165	65	18	6	3	4	1	3

Current SL2	0	3	2	6	3	9	4	12	12.03	14	14	18	17	22	22	29	33	43	43	57
Avg WITR CSL2	39%	15%	13%	22%	19%	33%	3%	0%	0%	-191%										
Proposed SL2	0	3	1	6	2	7	2	8	3	10	3	12	4	14	5	17	6	21	8	28
Avg WITR PSL2	39%	32%	36%	63%	134%	137%	132%	142%	180%	42%										
Proposed SL3	2	7	2	9	3	11	4	13	4	16	5	19	6	23	8	27	10	33	11	39
Avg WITR PSL3	-16%	9%	10%	70%	74%	66%	74%	100%	19%											
Proposed SL4	2	9	3	11	4	14	5	17	6	20	7	24	8	29	10	35	12	42	14	49
Avg WITR PSL4	-12%	-5%	-2%	7%	46%	49%	44%	48%	70%	7%										

	Number of Convictions	Avg Sent (mos)	Charge File Count (A)	Charge Conviction (A)	Charge File Count (J)	Charge Conviction (J)	
Total Number	1596		3075	2418	0	0	Sentence Length Ratio for Male and Female Defendants
Gender(M)	1308	2.5	2622	1997	6	3	1.05 Male>Female
Gender(F)	288	2.4	468	423	0	0	
Unk	0	0.0	1	2	0	0	Sentence Length Ratio for BIPOC and White Defendants
BIPOC	373	2.5	691	442	0	0	1.01 BIPOC>White
White	1222	2.5	2170	1784	0	0	
Unk	1	2.0	214	192	0	0	

This is an odd one b/c scoring is different - only count prior escapes. Also variance in willingness to charge/use this offense. If DOC handles it, likely 30 day S&C confinement. Bargaining chip. Remote areas don't have same caseload/ workload so may see it more often.

- Keep at SL 2:**
- Average sentence exceeds new range 5/10 columns (CHS 4-8) (32 sentences, 2%)
 - Average sentence below new range 0/10 columns
 - Absolute minimum stays the same at 0
 - Absolute maximum decreases from 57 to 28
- Move to SL 3:**
- Average sentence exceeds new range 0/10 columns
 - Average sentence below new range 1/10 columns (CHS 0) (769 sentences, 48%)
 - Absolute minimum increases from 0 to 2
 - Absolute maximum decreases from 57 to 39
- Move to SL 4:**
- Average sentence exceeds new range 0/10 columns
 - Average sentence below new range 3/10 columns (CHS 0-2) (1496 sentences, 94%)
 - Absolute minimum increases from 0 to 2
 - Absolute maximum decreases from 57 to 49

Engaging in Fish Dealing Activity Unlicensed 1

RCW: 77.15.620(3)(b) Class: C SL: 2 Leave at SL 2

	0	1	2	3	4	5	6	7	8	9+
Avg Sent (mos)	0.0	0.0	0.0	0.0	0.0	0.0	0.0	0.0	0.0	0.0
Median Sent (mos)	0.0	0.0	0.0	0.0	0.0	0.0	0.0	0.0	0.0	0.0
Number										

Current SL2	0	3	2	6	3	9	4	12	12.03	14	14	18	17	22	22	29	33	43	43	57
Proposed SL2	0	3	1	6	2	7	2	8	3	10	3	12	4	14	5	17	6	21	8	28
Proposed SL3	2	7	2	9	3	11	4	13	4	16	5	19	6	23	8	27	10	33	11	39

	Number of Convictions	Avg Sent (mos)	Charge File Count (A)	Charge Conviction (A)	Charge File Count (J)	Charge Conviction (J)	
Total Number			2	0	0	0	No Conviction Data
Gender(M)			2	0	0	0	
Gender(F)			0	0	0	0	
Unk			0	0	0	0	
BIPOC			1	0	0	0	
White			1	0	0	0	
Unk			0	0	0	0	

SGC Re-ranking Sentencing and Charging Data
12/8/2023

Electronic Data Theft

Leave at SL 2

RCW: Class: SL:
9A.90.100 C 2

	0	1	2	3	4	5	6	7	8	9+										
Avg Sent (mos)	0.0	0.0	0.0	0.0	0.0	0.0	0.0	0.0	0.0	0.0										
Median Sent (mos)	0.0	0.0	0.0	0.0	0.0	0.0	0.0	0.0	0.0	0.0										
Number																				
Current SL2	0	3	2	6	3	9	4	12	12.03	14	14	18	17	22	22	29	33	43	43	57
Proposed SL2	0	3	1	6	2	7	2	8	3	10	3	12	4	14	5	17	6	21	8	28
Proposed SL3	2	7	2	9	3	11	4	13	4	16	5	19	6	23	8	27	10	33	11	39

	Number of Convictions	Avg Sent (mos)	Charge File Count (A)	Charge Conviction (A)	Charge File Count (J)	Charge Conviction (J)
Total Number			1	0	1	0
Gender(M)			1	0	1	0
Gender(F)			0	0	0	0
Unk			0	0	0	0
BIPOC			0	0	0	0
White			1	0	1	0
Unk			0	0	0	0

No Conviction Data; No CFC Code

Electronic Data Tampering 1

Leave at SL 2

RCW: Class: SL:
9A.90.080 C 2

	0	1	2	3	4	5	6	7	8	9+										
Avg Sent (mos)	0.0	0.0	0.0	0.0	0.0	0.0	0.0	0.0	0.0	0.0										
Median Sent (mos)	0.0	0.0	0.0	0.0	0.0	0.0	0.0	0.0	0.0	0.0										
Number																				
Current SL2	0	3	2	6	3	9	4	12	12.03	14	14	18	17	22	22	29	33	43	43	57
Proposed SL2	0	3	1	6	2	7	2	8	3	10	3	12	4	14	5	17	6	21	8	28
Proposed SL3	2	7	2	9	3	11	4	13	4	16	5	19	6	23	8	27	10	33	11	39

	Number of Convictions	Avg Sent (mos)	Charge File Count (A)	Charge Conviction (A)	Charge File Count (J)	Charge Conviction (J)
Total Number			0	0	0	0
Gender(M)			0	0	0	0
Gender(F)			0	0	0	0
Unk			0	0	0	0
BIPOC			0	0	0	0
White			0	0	0	0
Unk			0	0	0	0

No Charging Data
No Conviction Data; No CFC Code

SGC Re-ranking Sentencing and Charging Data
12/8/2023

Electronic Data Service Interference

Leave at SL 2

RCW: 9A.90.060
Class: C
SL: 2

	0	1	2	3	4	5	6	7	8	9+										
Avg Sent (mos)	0.0	0.0	0.0	0.0	0.0	0.0	0.0	0.0	0.0	0.0										
Median Sent (mos)	0.0	0.0	0.0	0.0	0.0	0.0	0.0	0.0	0.0	0.0										
Number																				
Current SL2	0	3	2	6	3	9	4	12	12.03	14	14	18	17	22	22	29	33	43	43	57
Proposed SL2	0	3	1	6	2	7	2	8	3	10	3	12	4	14	5	17	6	21	8	28
Proposed SL3	2	7	2	9	3	11	4	13	4	16	5	19	6	23	8	27	10	33	11	39

	Number of Convictions	Avg Sent (mos)	Charge File Count (A)	Charge Conviction (A)	Charge File Count (J)	Charge Conviction (J)
Total Number			1	0	2	0
Gender(M)			1	0	2	0
Gender(F)			0	0	0	0
Unk			0	0	0	0
BIPOC			0	0	0	0
White			1	0	2	0
Unk			0	0	0	0

No Conviction Data; No CFC Code

Counterfeiting – 3 Conviction and Value \$10,000 or more

leave at 2

RCW: 9.16.035(3)
Class: C
SL: 2

	0	1	2	3	4	5	6	7	8	9+										
Avg Sent (mos)	0.0	0.0	0.0	0.0	0.0	0.0	0.0	0.0	0.0	0.0										
Median Sent (mos)	0.0	0.0	0.0	0.0	0.0	0.0	0.0	0.0	0.0	0.0										
Number	1	0	0	0	0	0	0	0	0	0										
Current SL2	0	3	2	6	3	9	4	12	12.03	14	14	18	17	22	22	29	33	43	43	57
Avg WITR CSL2	↓	1%	0%	0%	0%	0%	0%	0%	0%	0%	0%	0%	0%	0%	0%	0%	0%	0%	0%	0%
Proposed SL2	0	3	1	6	2	7	2	8	3	10	3	12	4	14	5	17	6	21	8	28
Avg WITR PSL2	↓	1%	0%	0%	0%	0%	0%	0%	0%	0%	0%	0%	0%	0%	0%	0%	0%	0%	0%	0%
Proposed SL3	2	7	2	9	3	11	4	13	4	16	5	19	6	23	8	27	10	33	11	39
Avg WITR PSL3		-39%	0%	0%	0%	0%	0%	0%	0%	0%	0%	0%	0%	0%	0%	0%	0%	0%	0%	0%

	Number of Convictions	Avg Sent (mos)	Charge File Count (A)	Charge Conviction (A)	Charge File Count (J)	Charge Conviction (J)
Total Number	1		15	2	0	0
Gender(M)	1	0.0	14	2	0	0
Gender(F)	0	0.0	1	0	0	0
Unk	0	0.0	0	0	0	0
BIPOC	0	0.0	12	0	0	0
White	1	0.0	3	2	0	0
Unk	0	0.0	0	0	0	0

Computer Trespass 1

RCW: 9A.90.040 Class: C SL: 2 Leave at 2

Not necessarily financial. Very uncommon. Likely other offense charged.

	0	1	2	3	4	5	6	7	8	9+
Avg Sent (mos)	0.0	4.5	9.0	6.0	0.0	0.0	0.0	0.0	0.0	57.0
Median Sent (mos)	0.0	0.0	9.0	6.0	0.0	0.0	0.0	0.0	0.0	57.0
Number	1	2	1	1	0	0	0	0	0	2

Current SL2	0	3	2	6	3	9	4	12	12.03	14	14	18	17	22	22	29	33	43	43	57
Avg WITR CSL2	0%	63%	100%	25%	0%	0%	0%	0%	0%	0%	0%	0%	0%	0%	0%	0%	0%	0%	100%	
Proposed SL2	0	3	1	6	2	7	2	8	3	10	3	12	4	14	5	17	6	21	8	28
Avg WITR PSL2	0%	70%	140%	67%	0%	0%	0%	0%	0%	0%	0%	0%	0%	0%	0%	0%	0%	0%	245%	
Proposed SL3	2	7	2	9	3	11	4	13	4	16	5	19	6	23	8	27	10	33	11	39
Avg WITR PSL3	0%	36%	75%	22%	0%	0%	0%	0%	0%	0%	0%	0%	0%	0%	0%	0%	0%	0%	164%	
Proposed SL4	2	9	3	11	4	14	5	17	6	20	7	24	8	29	10	35	12	42	14	49
Avg WITR PSL4	0%	19%	50%	8%	0%	0%	0%	0%	0%	0%	0%	0%	0%	0%	0%	0%	0%	0%	123%	
Proposed SL5	3	12	4	14	5	17	6	20	7	24	8	29	10	35	12	42	15	51	18	60
Avg WITR PSL5	0%	5%	33%	0%	0%	0%	0%	0%	0%	0%	0%	0%	0%	0%	0%	0%	0%	0%	93%	

	Number of Convictions	Avg Sent (mos)	Charge File Count (A)	Charge Conviction (A)	Charge File Count (J)	Charge Conviction (J)
Total Number	7		9	3	6	2
Gender(M)	7	19.7	8	3	6	2
Gender(F)	0	0.0	1	0	0	0
Unk	0	0.0	0	0	0	0
BIPOC	0	0.0	1	0	0	0
White	7	19.7	7	3	6	2
Unk	0	0.0	1	0	0	0

Commercial Fishing without a License 1

RCW: 77.15.500(3)(b) Class: C SL: 2 Leave at SL 2

	0	1	2	3	4	5	6	7	8	9+
Avg Sent (mos)	0.0	0.0	0.0	0.0	0.0	0.0	0.0	0.0	0.0	0.0
Median Sent (mos)	0.0	0.0	0.0	0.0	0.0	0.0	0.0	0.0	0.0	0.0
Number										

Current SL2	0	3	2	6	3	9	4	12	12.03	14	14	18	17	22	22	29	33	43	43	57
Proposed SL2	0	3	1	6	2	7	2	8	3	10	3	12	4	14	5	17	6	21	8	28
Proposed SL3	2	7	2	9	3	11	4	13	4	16	5	19	6	23	8	27	10	33	11	39

	Number of Convictions	Avg Sent (mos)	Charge File Count (A)	Charge Conviction (A)	Charge File Count (J)	Charge Conviction (J)
Total Number			0	0	0	0
Gender(M)			0	0	0	0
Gender(F)			0	0	0	0
Unk			0	0	0	0
BIPOC			0	0	0	0
White			0	0	0	0
Unk			0	0	0	0

No Charging Data
No Conviction Data

Theft of Rental, Leased, Lease-purchased or Loaned Property (\$5,000 or more)

RCW: **Class: SL:**
B 2 comport with Theft 1

	0	1	2	3	4	5	6	7	8	9+										
Avg Sent (mos)	0.8	2.7	3.0	12.0	0.0	0.0	21.0	0.0	0.0	43.0										
Median Sent (mos)	1	3.0	3.0	12.0	0.0	0.0	21.0	0.0	0.0	43.0										
Number	7	3	3	1	0	0	2	0	0	1										
Current SL2	0	3	2	6	3	9	4	12	12.03	14	14	18	17	22	22	29	33	43	43	57
Avg WITR CSL2		27%		17%	0%		100%	0%	0%		80%	0%	0%	0%	0%	0%	0%	0%	0%	0%
Proposed SL2	0	3	1	6	2	7	2	8	3	10	3	12	4	14	5	17	6	21	8	28
Avg WITR PSL2		27%		33%		20%		167%	0%	0%		170%	0%	0%	0%	0%	0%	0%		175%
Proposed SL3	2	7	2	9	3	11	4	13	4	16	5	19	6	23	8	27	10	33	11	39
Avg WITR PSL3		-24%		9%	0%		89%	0%	0%		89%	0%	0%	0%	0%	0%	0%		114%	
Proposed SL4	2	9	3	11	4	14	5	17	6	20	7	24	8	29	10	35	12	42	14	49
Avg WITR PSL4		-17%		-4%		-10%		58%	0%	0%		62%	0%	0%	0%	0%	0%		88%	

	Number of Convictions	Avg Sent (mos)	Charge File Count (A)	Charge Conviction (A)	Charge File Count (J)	Charge Conviction (J)	Sentence Length Ratio Male/Female defendants
Total Number	17		92	26	0	0	1.90 Male>Female
Gender(M)	11	8.5	50	14	0	0	
Gender(F)	6	4.4	40	11	0	0	Sent Length Ratio BIPOC/White defendants
Unk	0	0.0	2	1	0	0	0.82 White>BIPOC
BIPOC	4	6.0	21	4	0	0	
White	13	7.4	58	17	0	0	
Unk	0	0.0	13	5	0	0	

Theft of a Motor Vehicle

#1 - Leave at SL 2
comport with Theft 1

RCW: 9A.56.065
Class: SL: B 2

	0	1	2	3	4	5	6	7	8	9+										
Avg Sent (mos)	1.18	3.0	4.4	6.0	12.6	15.3	18.8	24.8	35.9	49.3										
Median Sent (mos)	1	2.0	3.0	4.0	12.0	14.0	17.0	25.0	33.0	50.0										
Number	252	169	120	121	97	60	75	63	41	345										
Current SL2	0	3	2	6	3	9	4	12	12.03	14	14	18	17	22	22	29	33	43	43	57
Avg WITR CSL2	39%	26%	23%	25%	28%	33%	36%	40%	29%	45%										
Proposed SL2	0	3	1	6	2	7	2	8	3	10	3	12	4	14	5	17	6	21	8	28
Avg WITR PSL2	39%	41%	0%	67%	137%	137%	0%	165%	199%	207%										
Proposed SL3	2	7	2	9	3	11	4	13	4	16	5	19	6	23	8	27	10	33	11	39
Avg WITR PSL3	-16%	15%	17%	22%	72%	74%	75%	88%	113%	137%										
Proposed SL4	2	9	3	11	4	14	5	17	6	20	7	24	8	29	10	35	12	42	14	49
Avg WITR PSL4	-12%	0%	4%	8%	47%	49%	51%	59%	80%	101%										

	Number of Convictions	Avg Sent (mos)	Charge File Count (A)	Charge Conviction (A)	Charge File Count (J)	Charge Conviction (J)	Sentence Length Ratio Male/Female defendants
Total Number	1343		8161	3899	1224	511	1.70 Male>Female
Gender(M)	1103	20.6	6528	3273	1035	446	
Gender(F)	240	12.1	1622	619	186	64	Sent Length Ratio BIPOC/White defendants
Unk	0	0.0	11	7	3	1	0.74 White>BIPOC
BIPOC	312	15.1	1280	500	360	156	
White	1025	20.4	6210	3079	680	288	
Unk	6	8.1	671	320	184	67	

Keep at SL 2:
- Average sentence exceeds new range 6/10 columns (CHS 4-9+) (681 sentences, 51%)
- Absolute minimum stays at 0
- Absolute maximum decreases from 57 to 28

Move to SL 3:
- Average sentence exceeds new range 2/10 columns (CHS 8-9+) (386 sentences, 29%)
- Average sentence below new range 1/10 columns (CHS 0) (252 sentences, 19%)
- Absolute minimum increases from 0 to 2
- Absolute maximum decreases from 57 to 39

Move to SL 4:
- Average sentence exceeds new range 0/10 columns
- Average sentence below new range 1/10 columns (CHS 0) (252 sentences, 19%)
- Absolute minimum increases from 0 to 2
- Absolute maximum decreases from 57 to 49

Theft 1 (Excl FA and MV)

Leave at SL 2 Suggestion: Aggr Theft = \$200K+ @SL4

RCW: 9A.56.030
Class: SL: B 2

	0	1	2	3	4	5	6	7	8	9+										
Avg Sent (mos)	1.03	3.3	4.8	6.8	12.7	15.5	18.8	25.2	37.2	47.7										
Median Sent (mos)	0.92	3.0	4.0	6.0	12.0	14.0	17.0	25.0	36.0	43.0										
Number	800	302	234	193	128	118	93	101	80	192										
Current SL2	0	3	2	6	3	9	4	12	12.03	14	14	18	17	22	22	29	33	43	43	57
Avg WITR CSL2	34%	31%	30%	34%	32%	38%	37%	45%	42%	34%										
Proposed SL2	0	3	1	6	2	7	2	8	3	10	3	12	4	14	5	17	6	21	8	28
Avg WITR PSL2	34%	45%	56%	79%	138%	139%	148%	168%	208%	198%										
Proposed SL3	2	7	2	9	3	11	4	13	4	16	5	19	6	23	8	27	10	33	11	39
Avg WITR PSL3	-19%	18%	23%	31%	72%	75%	76%	90%	118%	131%										
Proposed SL4	2	9	3	11	4	14	5	17	6	20	7	24	8	29	10	35	12	42	14	49
Avg WITR PSL4	-14%	3%	8%	15%	48%	50%	52%	61%	84%	96%										

	Number of Convictions	Avg Sent (mos)	Charge File Count (A)	Charge Conviction (A)	Charge File Count (J)	Charge Conviction (J)	Sentence Length Ratio Male/Female defendants
Total Number	2241		0	0	0	0	1.51 Male>Female
Gender(M)	1637	11.9	0	0	0	0	
Gender(F)	593	7.9	711	475	10	18	Sent Length Ratio BIPOC/White defendants
Unk	11	0.0	34	8	0	0	0.95 White>BIPOC
BIPOC	722	10.5	349	255	53	93	
White	1495	11.0	1018	827	73	54	
Unk	24	2.6	232	126	16	14	

Keep at SL 2:
- Average sentence exceeds new range 6/10 columns (CHS 4-9+) (712 sentences, 32%)
- Absolute minimum stays at 0
- Absolute maximum decreases from 57 to 28

Move to SL 3:
- Average sentence exceeds new range 2/10 columns (CHS 8-9+) (272 sentences, 12%)
- Average sentence below new range 1/10 columns (CHS 0) (800 sentences, 36%)
- Absolute minimum increases from 0 to 2
- Absolute maximum decreases from 57 to 39

Move to SL 4:
- Average sentence exceeds new range 0/6 columns
- Average sentence below new range 1/10 columns (CHS 0) (800 sentences, 36%)
- Absolute minimum increases from 0 to 2
- Absolute maximum decreases from 57 to 49

Possession of Stolen Property 1 (Other than FA or MV)

Leave at SL 2
comport with Theft 1

RCW: 9A.56.150
Class: SL: B 2

	0	1	2	3	4	5	6	7	8	9+										
Avg Sent (mos)	1.13	3.0	5.0	5.7	12.9	15.7	19.1	26.0	37.6	47.6										
Median Sent (mos)	1	2.0	4.0	4.8	13.0	15.5	18.8	26.0	37.0	43.0										
Number	63	37	38	32	25	32	14	13	11	31										
Current SL2	0	3	2	6	3	9	4	12	12.03	14	14	18	17	22	22	29	33	43	43	57
Avg WITR CSL2	38%	25%	33%	22%	46%	42%	42%	57%	46%	33%										
Proposed SL2	0	3	1	6	2	7	2	8	3	10	3	12	4	14	5	17	6	21	8	28
Avg WITR PSL2	38%	40%	60%	62%	142%	141%	151%	175%	211%	198%										
Proposed SL3	2	7	2	9	3	11	4	13	4	16	5	19	6	23	8	27	10	33	11	39
Avg WITR PSL3	-17%	14%	25%	19%	74%	76%	77%	95%	120%	131%										
Proposed SL4	2	9	3	11	4	14	5	17	6	20	7	24	8	29	10	35	12	42	14	49
Avg WITR PSL4	-12%	0%	10%	6%	50%	51%	53%	64%	85%	96%										
Proposed SL5	3	12	4	14	5	17	6	20	7	24	8	29	10	35	12	42	15	51	18	60
Avg WITR PSL5	-21%	-10%	0%	-2%	35%	37%	36%	47%	63%	71%										

	Number of Convictions	Avg Sent (mos)	Charge File Count (A)	Charge Conviction (A)	Charge File Count (J)	Charge Conviction (J)	Sentence Length Ratio Male/Female defendants
Total Number	296		757	502	30	12	1.65 Male>Female
Gender(M)	246	14.0	620	424	25	11	
Gender(F)	50	8.5	134	78	5	1	Sent Length Ratio BIPOC/White defendants
Unk	0	0.0	3	0	0	0	0.92 White>BIPOC
BIPOC	47	12.1	57	45	6	3	
White	248	13.2	642	413	16	6	
Unk	1	14.0	58	44	8	3	

Keep at SL 2:
- Average sentence exceeds new range 6/10 columns (CHS 4-9+) (126 sentences, 43%)
- Absolute minimum stays at 0
- Absolute maximum decreases from 57 to 28

Move to SL 3:
- Average sentence exceeds new range 2/10 columns (CHS 8-9+) (42 sentences, 14%)
- Average sentence below new range 1/10 columns (CHS 0) (63 sentences, 21%)
- Absolute minimum increases from 0 to 2
- Absolute maximum decreases from 57 to 39

Move to SL 4:
- Average sentence below new range 2/10 columns (CHS 0-1) (100 sentences, 34%)
- Absolute minimum increases from 0 to 2
- Absolute maximum decreases from 57 to 49

Move to SL 5:
- Average sentence below new range 4/10 columns (CHS 0-2) (170 sentences, 57%)
- Absolute minimum increases from 0 to 3
- Absolute maximum increases from 57 to 60

Possession of Stolen Vehicle

Leave at SL 2
comport with Theft 1

RCW: 9A.56.068
Class: SL: B 2

	0	1	2	3	4	5	6	7	8	9+										
Avg Sent (mos)	1.16	2.8	4.2	5.7	12.7	15.1	18.7	24.5	35.8	49.5										
Median Sent (mos)	1	2.0	3.0	4.0	12.0	14.0	18.0	23.0	33.0	50.0										
Number	657	410	340	343	291	261	229	205	129	1032										
Current SL2	0	3	2	6	3	9	4	12	12.03	14	14	18	17	22	22	29	33	43	43	57
Avg WITR CSL2	39%	19%	20%	21%	32%	27%	33%	36%	28%	46%										
Proposed SL2	0	3	1	6	2	7	2	8	3	10	3	12	4	14	5	17	6	21	8	28
Avg WITR PSL2	39%	35%	43%	62%	138%	134%	147%	163%	199%	207%										
Proposed SL3	2	7	2	9	3	11	4	13	4	16	5	19	6	23	8	27	10	33	11	39
Avg WITR PSL3	-17%	11%	15%	19%	72%	72%	74%	87%	112%	137%										
Proposed SL4	2	9	3	11	4	14	5	17	6	20	7	24	8	29	10	35	12	42	14	49
Avg WITR PSL4	-12%	-3%	2%	6%	48%	47%	51%	58%	79%	101%										

	Number of Convictions	Avg Sent (mos)	Charge File Count (A)	Charge Conviction (A)	Charge File Count (J)	Charge Conviction (J)	Sentence Length Ratio Male/Female defendants
Total Number	3897		18953	8688	1072	505	1.98 Male>Female
Gender(M)	6296	21.7	15600	7394	894	435	
Gender(F)	601	10.9	3314	1278	164	66	Sent Length Ratio BIPOC/White defendants
Unk	0	0.0	39	16	14	4	0.79 White>BIPOC
BIPOC	848	16.6	3165	1196	376	168	
White	3044	21.0	14351	6848	505	245	
Unk	5	4.8	1437	644	191	92	

Keep at SL 2:
- Average sentence exceeds new range 6/10 columns (CHS 4-9+) (2147 sentences, 55%)
- Absolute minimum stays at 0
- Absolute maximum decreases from 57 to 28

Move to SL 3:
- Average sentence exceeds new range 2/10 columns (CHS 8-9+) (1161 sentences, 30%)
- Average sentence below new range 1/10 columns (CHS 0) (657 sentences, 17%)
- Absolute minimum increases from 0 to 2
- Absolute maximum decreases from 57 to 39

Move to SL 4:
- Average sentence below new range 2/10 columns (CHS 0-1) (1067 sentences, 27%)
- Absolute minimum increases from 0 to 2
- Absolute maximum decreases from 57 to 49

Malicious Mischief 1

Leave at SL2
Class: SL: comport with Theft 1

RCW: 9A.48.070
Class: B 2

	0	1	2	3	4	5	6	7	8	9+										
Avg Sent (mos)	1.34	3.1	5.5	7.0	12.4	15.4	19.5	24.2	39.9	49.3										
Median Sent (mos)	1	3.0	4.0	6.0	12.0	16.0	19.0	23.0	43.0	48.0										
Number	109	36	39	21	18	17	15	9	9	27										
Current SL2	0	3	2	6	3	9	4	12	12.03	14	14	18	17	22	22	29	33	43	43	57
Avg WITR CSL2	45%	28%	42%	38%	19%	35%	49%	32%	69%	45%										
Proposed SL2	0	3	1	6	2	7	2	8	3	10	3	12	4	14	5	17	6	21	8	28
Avg WITR PSL2	45%	42%	70%	83%	134%	138%	155%	160%	226%	206%										
Proposed SL3	2	7	2	9	3	11	4	13	4	16	5	19	6	23	8	27	10	33	11	39
Avg WITR PSL3	-13%	16%	31%	33%	70%	74%	79%	83%	130%	137%										
Proposed SL4	2	9	3	11	4	14	5	17	6	20	7	24	8	29	10	35	12	42	14	49
Avg WITR PSL4	-9%	1%	15%	17%	46%	49%	55%	57%	93%	101%										

Keep at SL 2:
 - Average sentence exceeds new range 6/10 columns (CHS 4-9+) (95 sentences, 32%)
 - Absolute minimum stays at 0
 - Absolute maximum decreases from 57 to 28

Move to SL 3:
 - Average sentence exceeds new range 2/10 columns (CHS 8-9+) (36 sentences, 12%)
 - Average sentence below new range 1/10 columns (CHS 0) (109 sentences, 36%)
 - Absolute minimum increases from 0 to 2
 - Absolute maximum decreases from 57 to 39

Move to SL 4:
 - Average sentence below new range 1/10 columns (CHS 0) (109 sentences, 36%)
 - Average sentence above new range 1/10 columns (CHS 9+) (27 sentences; 9%)
 - Absolute minimum increases from 0 to 2
 - Absolute maximum decreases from 57 to 49

	Number of Convictions	Avg Sent (mos)	Charge File Count (A)	Charge Conviction (A)	Charge File Count (J)	Charge Conviction (J)	Sentence Length Ratio Male/Female defendants
Total Number	300		254	155	102	34	2.91 Male>Female
Gender(M)	271	11.8	220	144	86	31	
Gender(F)	29	4.1	34	11	16	3	Sent Length Ratio BIPOC/White defendants
Unk	0	0.0	0	0	0	0	0.88 White>BIPOC
BIPOC	74	10.0	40	14	12	0	
White	226	11.4	193	125	82	32	
Unk	0	0.0	21	16	8	2	

Equity Skimming

Leave at SL 2

RCW: 61.34.030
Class: B 2

	0	1	2	3	4	5	6	7	8	9+										
Avg Sent (mos)	0	0.0	0.0	0.0	0.0	0.0	0.0	0.0	0.0	0.0										
Median Sent (mos)	0	0.0	0.0	0.0	0.0	0.0	0.0	0.0	0.0	0.0										
Number																				
Current SL2	0	3	2	6	3	9	4	12	12.03	14	14	18	17	22	22	29	33	43	43	57
Proposed SL2	0	3	1	6	2	7	2	8	3	10	3	12	4	14	5	17	6	21	8	28
Proposed SL3	2	7	2	9	3	11	4	13	4	16	5	19	6	23	8	27	10	33	11	39

	Number of Convictions	Avg Sent (mos)	Charge File Count (A)	Charge Conviction (A)	Charge File Count (J)	Charge Conviction (J)
Total Number			0	0	0	0
Gender(M)			0	0	0	0
Gender(F)			0	0	0	0
Unk			0	0	0	0
BIPOC			0	0	0	0
White			0	0	0	0
Unk			0	0	0	0

No Charging Data
No Conviction Data; No CFC Code

Unlawful Use of a Nondesignated Vessel

RCW: **Class: SL:** Leave at 3
C 3

	0	1	2	3	4	5	6	7	8	9+										
Avg Sent (mos)	0.0	0.0	0.0	0.0	0.0	0.0	0.0	0.0	0.0	0.0										
Median Sent (mos)	0.0	0.0	0.0	0.0	0.0	0.0	0.0	0.0	0.0	0.0										
Number																				
Current SL3	1	3	3	8	4	12	9	12	12.03	16	17	22	22	29	33	43	43	57	51	68
Proposed SL3	2	7	2	9	3	11	4	13	4	16	5	19	6	23	8	27	10	33	11	39
Proposed SL4	2	9	3	11	4	14	5	17	6	20	7	24	8	29	10	35	12	42	14	49

	Number of Convictions	Avg Sent (mos)	Charge File Count (A)	Charge Conviction (A)	Charge File Count (I)	Charge Conviction (I)	
Total Number			0	0	0	0	No Charging Data
Gender(M)			0	0	0	0	No Conviction Data; No CFC Code
Gender(F)			0	0	0	0	
Unk			0	0	0	0	
BIPOC			0	0	0	0	
White			0	0	0	0	
Unk			0	0	0	0	

Unlawful Taking of Endangered Fish or Wildlife 1

RCW: 77.15.120(3)(b) Class: SL: C 3 Leave at 3

Feds prosecuting this?

	0	1	2	3	4	5	6	7	8	9+										
Avg Sent (mos)	0.0	0.0	0.0	0.0	0.0	0.0	0.0	0.0	0.0	0.0										
Median Sent (mos)	0.0	0.0	0.0	0.0	0.0	0.0	0.0	0.0	0.0	0.0										
Number																				
Current SL3	1	3	3	8	4	12	9	12	12.03	16	17	22	22	29	33	43	43	57	51	68
Proposed SL3	2	7	2	9	3	11	4	13	4	16	5	19	6	23	8	27	10	33	11	39
Proposed SL4	2	9	3	11	4	14	5	17	6	20	7	24	8	29	10	35	12	42	14	49

	Number of Convictions	Avg Sent (mos)	Charge File Count (A)	Charge Conviction (A)	Charge File Count (I)	Charge Conviction (I)
Total Number			0	0	0	0
Gender(M)			0	0	0	0
Gender(F)			0	0	0	0
Unk			0	0	0	0
BIPOC			0	0	0	0
White			0	0	0	0
Unk			0	0	0	0

No Charging Data
No Conviction Data; No CFC Code

Unlawful Possession of a Firearm 2

RCW: 9.41.040(2) Class: SL: C 3 #1 - Leave at 3 #2 - Move to 4

UPoF is a SL 7.
Diff from UPoF 1 is prior is not a violent. B/c most serious offense - reason for stop likely much less serious.
Data here 482- may be lot of DV assault 4 GM, bump with this offense at 1 that don't always see with other offenses.

Keep at SL 3:
- Average sentence exceeds new range 5/10 columns (CHS 5-9+) (923 sentences, 30%)
- Average sentence below new range 1/10 columns (CHS 0) (482 sentences, 16%)
- Absolute minimum increases from 1 to 2
- Absolute maximum decreases from 68 to 39

	0	1	2	3	4	5	6	7	8	9+										
Avg Sent (mos)	1.3	4.0	5.8	9.9	13.2	19.1	24.6	36.8	46.9	55.2										
Median Sent (mos)	1.0	3.0	4.0	9.0	12.0	17.0	24.0	34.0	43.0	57.0										
Number	482	550	463	260	350	239	190	137	98	259										
Current SL3	1	3	3	8	4	12	9	12	12.03	16	17	22	22	29	33	43	43	57	51	68
Avg WITR CSL3	15%	20%	22%	28%	29%	42%	37%	38%	28%	25%										
Proposed SL3	2	7	2	9	3	11	4	13	4	16	5	19	6	23	8	27	10	33	11	39
Avg WITR PSL3	-14%	29%	35%	65%	77%	101%	109%	151%	160%	158%										
Proposed SL4	2	9	3	11	4	14	5	17	6	20	7	24	8	29	10	35	12	42	14	49
Avg WITR PSL4	-10%	13%	18%	40%	51%	71%	79%	107%	116%	118%										
Proposed SL5	3	12	4	14	5	17	6	20	7	24	8	29	10	35	12	42	15	51	18	60
Avg WITR PSL5	-19%	0%	6%	28%	36%	53%	58%	83%	89%	89%										
Proposed SL6	12	20	14	23	16	27	18	31	21	36	24	41	28	47	32	54	37	63	45	75
Avg WITR PSL6	-134%	-111%	-93%	-63%	-52%	-29%	-18%	22%	38%	34%										

Move to SL 4:
- Average sentence exceeds new range 3/10 columns (CHS 7, 8, 9+) (494 sentences, 16%)
- Average sentence below new range 1/10 columns (CHS 0) (482 sentences, 16%)
- Absolute minimum increases from 1 to 2
- Absolute maximum decreases from 68 to 49

Move to SL 5:
- Average sentence exceeds new range 0/10 columns
- Average sentence below new range 1/10 columns (CHS 0) (482 sentences, 16%)
- Absolute minimum increases from 1 to 3
- Absolute maximum decreases from 68 to 60

	Number of Convictions	Avg Sent (mos)	Charge File Count (A)	Charge Conviction (A)	Charge File Count (I)	Charge Conviction (I)
Total Number	3028		1805	1511	314	177
Gender(M)	2874	15.3	1928	1533	304	173
Gender(F)	154	12.1	135	88	15	6
Unk	0	0.0	5	1	0	0
BIPOC	1119	14.0	329	338	117	72
White	1899	15.9	1506	1110	146	75
Unk	10	7.0	233	174	56	32

Sentence Length Ratio for Male and Female Defendants: 1.27 Male>Female
Sentence Length Ratio for BIPOC and White Defendants: 0.88 White>BIPOC

Unlawful Misbranding of Fish or Shellfish 1

RCW: 77.140.060(3) Class: SL: C 3 Leave at SL 3

	0	1	2	3	4	5	6	7	8	9+										
Avg Sent (mos)	0.0	0.0	0.0	0.0	0.0	0.0	0.0	0.0	0.0	0.0										
Median Sent (mos)	0.0	0.0	0.0	0.0	0.0	0.0	0.0	0.0	0.0	0.0										
Number																				
Current SL3	1	3	3	8	4	12	9	12	12.03	16	17	22	22	29	33	43	43	57	51	68
Proposed SL3	2	7	2	9	3	11	4	13	4	16	5	19	6	23	8	27	10	33	11	39
Proposed SL4	2	9	3	11	4	14	5	17	6	20	7	24	8	29	10	35	12	42	14	49

	Number of Convictions	Avg Sent (mos)	Charge File Count (A)	Charge Conviction (A)	Charge File Count (I)	Charge Conviction (I)
Total Number			0	0	0	0
Gender(M)			0	0	0	0
Gender(F)			0	0	0	0
Unk			0	0	0	0
BIPOC			0	0	0	0
White			0	0	0	0
Unk			0	0	0	0

No Charging Data
No Conviction Data; No CFC Code

Unlawful Imprisonment

RCW: 9A.40.040 Class: SL: C 3 Leave at SL 3

Broad statute. Lots of behavior potentially captured.

	0	1	2	3	4	5	6	7	8	9+										
Avg Sent (mos)	1.8	4.5	6.0	10.0	13.7	18.7	25.6	37.4	49.0	53.8										
Median Sent (mos)	1.9	4.0	5.0	9.0	12.5	17.0	25.3	36.5	48.0	51.0										
Number	127	96	65	27	48	29	18	16	5	14										
Current SL3	1	3	3	8	4	12	9	12	12.03	16	17	22	22	29	33	43	43	57	51	68
Avg WITR CSL3	39%	29%	25%	34%	41%	33%	51%	44%	43%	16%										
Proposed SL3	2	7	2	9	3	11	4	13	4	16	5	19	6	23	8	27	10	33	11	39
Avg WITR PSL3	-4%	35%	38%	67%	81%	98%	115%	155%	170%	153%										
Proposed SL4	2	9	3	11	4	14	5	17	6	20	7	24	8	29	10	35	12	42	14	49
Avg WITR PSL4	-3%	18%	20%	42%	55%	69%	84%	109%	123%	114%										
Proposed SL5	3	12	4	14	5	17	6	20	7	24	8	29	10	35	12	42	15	51	18	60
Avg WITR PSL5	-14%	5%	8%	29%	39%	51%	62%	86%	94%	85%										
Proposed SL6	12	20	14	23	16	27	18	31	21	36	24	41	28	47	32	54	37	63	45	75
Avg WITR PSL6	-128%	-106%	-91%	-61%	-49%	-31%	-13%	24%	46%	29%										

	Number of Convictions	Avg Sent (mos)	Charge File Count (A)	Charge Conviction (A)	Charge File Count (I)	Charge Conviction (I)
Total Number	445		4330	1595	256	86
Gender(M)	415	11.0	4104	1494	230	79
Gender(F)	30	4.4	211	95	26	7
Unk	0	0.0	15	6	0	0
BIPOC	150	9.7	938	363	52	20
White	293	10.6	2841	1029	167	55
Unk	2	0.7	551	203	37	11

Sentence Length Ratio for Male and Female Defendants
2.47 Male>Female

Sentence Length Ratio for BIPOC and White Defendants
0.91 White>BIPOC

Keep at SL 3:
 - Average sentence exceeds new range 4/10 columns (CHS 6-9+) (53 sentences, 12%)
 - Average sentence below new range 1/10 columns (CHS 0) (127 sentences, 29%)
 - Absolute minimum increases from 1 to 2
 - Absolute maximum decreases from 68 to 39

Move to SL 4:
 - Average sentence exceeds new range 3/10 columns (CHS 7, 8, 9+) (35 sentences, 8%)
 - Average sentence below new range 1/10 columns (CHS 0) (127 sentences, 29%)
 - Absolute minimum increases from 1 to 2
 - Absolute maximum decreases from 68 to 49

Move to SL 5:
 - Average sentence exceeds new range 0/10 columns
 - Average sentence below new range 1/10 columns (CHS 0) (127 sentences, 29%)
 - Absolute minimum increases from 1 to 3
 - Absolute maximum decreases from 68 to 60

Unlawful Hunting of Big Game 1

RCW: 77.15.410(3)(b) Class: SL: C 3 Leave at SL 3

	0	1	2	3	4	5	6	7	8	9+										
Avg Sent (mos)	1.5	3.0	0.0	0.0	0.0	0.0	0.0	0.0	0.0	0.0										
Median Sent (mos)	1.5	3.0	0.0	0.0	0.0	0.0	0.0	0.0	0.0	0.0										
Number	1	1	0	0	0	0	0	0	0	0										
Current SL3	1	3	3	8	4	12	9	12	12.03	16	17	22	22	29	33	43	43	57	51	68
Avg WITR CSL3	24%	0%	0%	0%	0%	0%	0%	0%	0%	0%	0%	0%	0%	0%	0%	0%	0%	0%	0%	0%
Proposed SL3	2	7	2	9	3	11	4	13	4	16	5	19	6	23	8	27	10	33	11	39
Avg WITR PSL3	-10%	14%	0%	0%	0%	0%	0%	0%	0%	0%	0%	0%	0%	0%	0%	0%	0%	0%	0%	0%
Proposed SL4	2	9	3	11	4	14	5	17	6	20	7	24	8	29	10	35	12	42	14	49
Avg WITR PSL4	-7%	0%	0%	0%	0%	0%	0%	0%	0%	0%	0%	0%	0%	0%	0%	0%	0%	0%	0%	0%

	Number of Convictions	Avg Sent (mos)	Charge File Count (A)	Charge Conviction (A)	Charge File Count (I)	Charge Conviction (I)
Total Number	2		0	0	0	0
Gender(M)	2	2.2	0	0	0	0
Gender(F)	0	0.0	0	0	0	0
Unk	0	0.0	0	0	0	0
BIPOC	0	0.0	0	0	0	0
White	2	2.2	0	0	0	0
Unk	0	0.0	0	0	0	0

No Charging Data

Trafficking in Stolen Property 2

RCW: 9A.82.055 Class: SL: C 3 Leave at 3

	0	1	2	3	4	5	6	7	8	9+										
Avg Sent (mos)	1.2	3.7	5.9	9.9	13.1	18.7	24.1	35.2	48.2	55.9										
Median Sent (mos)	1.0	3.0	4.0	9.0	12.0	17.0	24.0	33.0	50.0	55.5										
Number	329	193	195	86	91	85	66	27	13	51										
Current SL3	1	3	3	8	4	12	9	12	12.03	16	17	22	22	29	33	43	43	57	51	68
Avg WITR CSL3	11%	15%	23%	31%	26%	34%	30%	22%	37%	29%										
Proposed SL3	2	7	2	9	3	11	4	13	4	16	5	19	6	23	8	27	10	33	11	39
Avg WITR PSL3	-16%	25%	36%	66%	75%	98%	107%	143%	166%	161%										
Proposed SL4	2	9	3	11	4	14	5	17	6	20	7	24	8	29	10	35	12	42	14	49
Avg WITR PSL4	-11%	9%	19%	41%	50%	69%	77%	101%	121%	120%										
Proposed SL5	3	12	4	14	5	17	6	20	7	24	8	29	10	35	12	42	15	51	18	60
Avg WITR PSL5	-20%	-3%	7%	28%	36%	51%	56%	77%	92%	90%										
Proposed SL6	12	20	14	23	16	27	18	31	21	36	24	41	28	47	32	54	37	63	45	75
Avg WITR PSL6	-135%	-114%	-92%	-62%	-53%	-31%	-20%	14%	43%	36%										

	Number of Convictions	Avg Sent (mos)	Charge File Count (A)	Charge Conviction (A)	Charge File Count (I)	Charge Conviction (I)
Total Number	1136		1542	1665	95	55
Gender(M)	919	11.1	1151	1308	76	50
Gender(F)	217	8.0	390	357	19	5
Unk	0	0.0	1	0	0	0
BIPOC	175	9.0	165	177	20	8
White	956	10.8	1299	1401	66	40
Unk	5	5.6	78	87	9	7

Sentence Length Ratio for Male and Female Defendants
1.39 Male>Female

Sentence Length Ratio for BIPOC and White Defendants
0.83 White>BIPOC

Keep at SL 3:
 - Average sentence exceeds new range 4/10 columns (CHS 6-9+) (157 sentences, 14%)
 - Average sentence below new range 1/10 columns (CHS 0) (329 sentences, 29%)
 - Absolute minimum increases from 1 to 2
 - Absolute maximum decreases from 68 to 39

Move to SL 4:
 - Average sentence exceeds new range 3/10 columns (CHS 7, 8, 9+) (91 sentences, 8%)
 - Average sentence below new range 1/10 columns (CHS 0) (329 sentences, 29%)
 - Absolute minimum increases from 1 to 2
 - Absolute maximum decreases from 68 to 49

Move to SL 5:
 - Average sentence exceeds new range 0/10 columns
 - Average sentence below new range 2/10 columns (CHS 0, 1) (522 sentences, 46%)
 - Absolute minimum increases from 1 to 3
 - Absolute maximum decreases from 68 to 60

SGC Re-ranking Sentencing and Charging Data
12/8/2023

Theft of Livestock 2

Keep at SL 3

RCW: 9A.56.083
Class: SL: C 3

	0	1	2	3	4	5	6	7	8	9+										
Avg Sent (mos)	0.0	0.0	0.0	0.0	0.0	0.0	0.0	0.0	0.0	0.0										
Median Sent (mos)	0.0	0.0	0.0	0.0	0.0	0.0	0.0	0.0	0.0	0.0										
Number																				
Current SL3	1	3	3	8	4	12	9	12	12.03	16	17	22	22	29	33	43	43	57	51	68
Proposed SL3	2	7	2	9	3	11	4	13	4	16	5	19	6	23	8	27	10	33	11	39
Proposed SL4	2	9	3	11	4	14	5	17	6	20	7	24	8	29	10	35	12	42	14	49

	Number of Convictions	Avg Sent (mos)	Charge File Count (A)	Charge Conviction (A)	Charge File Count (I)	Charge Conviction (I)
Total Number			0	0	0	0
Gender(M)			0	0	0	0
Gender(F)			0	0	0	0
Unk			0	0	0	0
BIPOC			0	0	0	0
White			0	0	0	0
Unk			0	0	0	0

No Charging Data
No Conviction Data

Telephone Harassment (with Prior Harassment Conviction or Threat of Death)

RCW: 9.61.230(2)
Class: SL: C 3
Leave at 3 (same as harassment)

Should be same as Harrassment w/ prior harrassment conviction or threat of death.

	0	1	2	3	4	5	6	7	8	9+										
Avg Sent (mos)	1.6	4.6	6.4	9.8	12.7	20.0	24.0	35.0	47.3	57.2										
Median Sent (mos)	1.2	4.0	5.0	9.0	12.0	22.0	24.0	34.5	48.0	60.0										
Number	24	11	11	12	11	5	1	4	6	5										
Current SL3	1	3	3	8	4	12	9	12	12.03	16	17	22	22	29	33	43	43	57	51	68
Avg WITR CSL3	28%	33%	30%	27%	18%	60%	29%	20%	31%	36%										
Proposed SL3	2	7	2	9	3	11	4	13	4	16	5	19	6	23	8	27	10	33	11	39
Avg WITR PSL3	-9%	38%	42%	64%	73%	107%	106%	142%	162%	165%										
Proposed SL4	2	9	3	11	4	14	5	17	6	20	7	24	8	29	10	35	12	42	14	49
Avg WITR PSL4	-6%	20%	24%	40%	48%	76%	76%	100%	118%	123%										
Proposed SL5	3	12	4	14	5	17	6	20	7	24	8	29	10	35	12	42	15	51	18	60
Avg WITR PSL5	-16%	6%	11%	27%	34%	57%	56%	77%	90%	93%										
Proposed SL6	12	20	14	23	16	27	18	31	21	36	24	41	28	47	32	54	37	63	45	75
Avg WITR PSL6	-131%	-104%	-88%	-63%	-55%	-24%	-21%	14%	40%	41%										

	Number of Convictions	Avg Sent (mos)	Charge File Count (A)	Charge Conviction (A)	Charge File Count (I)	Charge Conviction (I)
Total Number	90		144	70	8	1
Gender(M)	88	14.1	127	66	7	1
Gender(F)	2	5.5	17	4	1	0
Unk	0	0.0	0	0	0	0
BIPOC	23	19.0	34	15	0	0
White	67	12.2	102	53	8	1
Unk	0	0.0	8	2	0	0

Sentence Length Ratio for Male and Female Defendants: 2.56 Male>Female
Sentence Length Ratio for BIPOC and White Defendants: 1.56 BIPOC>White

Tampering with a Witness

RCW: 9A.72.120
Class: SL: C 3
Move to a 4 (one higher than harassment)

Serious offense. More serious than harassment and not just necessarily threats.

	0	1	2	3	4	5	6	7	8	9+																																									
Avg Sent (mos)	1.9	4.9	5.7	10.6	13.4	18.8	25.1	34.8	49.4	54.9																																									
Median Sent (mos)	2.0	5.0	5.5	10.0	12.0	17.0	25.0	33.0	52.5	55.0																																									
Number	49	37	48	32	35	37	31	25	10	58																																									
Current SL3	1	3	3	8	4	12	9	12	12.03	16	17	22	22	29	33	43	43	57	51	68																															
Avg WITR CSL3	46%	37%	22%	52%	34%	35%	44%	18%	46%	23%	2	7	2	9	3	11	4	13	4	16	5	19	6	23	8	27	10	33	11	39																					
Proposed SL3	2	7	2	9	3	11	4	13	4	16	5	19	6	23	8	27	10	33	11	39	2	9	3	11	4	14	5	17	6	20	7	24	8	29	10	35	12	42	14	49											
Avg WITR PSL3	41%	34%	73%	78%	98%	112%	141%	171%	157%	2	9	3	11	4	14	5	17	6	20	7	24	8	29	10	35	12	42	15	51	18	60	3	12	4	14	5	17	6	20	7	24	8	29	10	35	12	42	15	51	18	60
Proposed SL4	2	9	3	11	4	14	5	17	6	20	7	24	8	29	10	35	12	42	15	51	18	60	3	12	4	14	5	17	6	20	7	24	8	29	10	35	12	42	15	51	18	60									
Avg WITR PSL4	-1%	23%	17%	46%	53%	69%	81%	99%	125%	117%	3	12	4	14	5	17	6	20	7	24	8	29	10	35	12	42	15	51	18	60	3	12	4	14	5	17	6	20	7	24	8	29	10	35	12	42	15	51	18	60	
Proposed SL5	3	12	4	14	5	17	6	20	7	24	8	29	10	35	12	42	15	51	18	60	3	12	4	14	5	17	6	20	7	24	8	29	10	35	12	42	15	51	18	60											
Avg WITR PSL5	-12%	9%	6%	33%	38%	51%	60%	76%	96%	83%	12	20	14	23	16	27	18	31	21	36	24	41	28	47	32	54	37	63	45	75	12	20	14	23	16	27	18	31	21	36	24	41	28	47	32	54	37	63	45	75	
Proposed SL6	12	20	14	23	16	27	18	31	21	36	24	41	28	47	32	54	37	63	45	75	12	20	14	23	16	27	18	31	21	36	24	41	28	47	32	54	37	63	45	75											
Avg WITR PSL6	-126%	-101%	-93%	-57%	-51%	-31%	-15%	13%	48%	33%	12	20	14	23	16	27	18	31	21	36	24	41	28	47	32	54	37	63	45	75	12	20	14	23	16	27	18	31	21	36	24	41	28	47	32	54	37	63	45	75	

	Number of Convictions	Avg Sent (mos)	Charge File Count (A)	Charge Conviction (A)	Charge File Count (I)	Charge Conviction (I)	
Total Number	362		901	995	49	39	Sentence Length Ratio for Male and Female Defendants 2.14 Male>Female
Gender(M)	337	21.2	748	911	37	33	
Gender(F)	25	9.9	152	82	12	6	Sentence Length Ratio for BIPOC and White Defendants 0.95 White>BIPOC
Unk	0	0.0	1	2	0	0	
BIPOC	140	19.7	158	275	6	15	
White	222	20.8	642	614	33	18	
Unk	0	0.0	101	106	10	6	

Keep at SL 3:
- Average sentence exceeds new range 4/10 columns (CHS 6-9+) (124 sentences, 34%)
- Average sentence below new range 1/10 columns (CHS 0) (49 sentences, 14%)
- Absolute minimum increases from 1 to 2
- Absolute maximum decreases from 68 to 39

Move to SL 4:
- Average sentence exceeds new range 2/10 columns (CHS 8, 9+) (68 sentences, 19%)
- Average sentence below new range 1/10 columns (CHS 0) (49 sentences, 14%)
- Absolute minimum increases from 1 to 2
- Absolute maximum decreases from 68 to 49

Move to SL 5:
- Average sentence exceeds new range 0/10 columns
- Average sentence below new range 1/10 columns (CHS 0) (49 sentences, 14%)
- Absolute minimum increases from 1 to 3
- Absolute maximum decreases from 68 to 60

Promoting Prostitution 2

RCW: 9A.88.080
Class: SL: C 3
Move to SL 4

	0	1	2	3	4	5	6	7	8	9+																																										
Avg Sent (mos)	1.3	4.1	7.2	10.0	12.8	20.0	24.9	38.0	48.7	55.9																																										
Median Sent (mos)	1.0	3.0	6.0	9.0	12.0	20.0	24.0	38.0	49.0	55.5																																										
Number	49	16	25	7	17	7	7	2	6	9																																										
Current SL3	1	3	3	8	4	12	9	12	12.03	16	17	22	22	29	33	43	43	57	51	68																																
Avg WITR CSL3	15%	22%	40%	33%	19%	60%	41%	50%	40%	29%	2	7	2	9	3	11	4	13	4	16	5	19	6	23	8	27	10	33	11	39																						
Proposed SL3	2	7	2	9	3	11	4	13	4	16	5	19	6	23	8	27	10	33	11	39	2	9	3	11	4	14	5	17	6	20	7	24	8	29	10	35	12	42	14	49												
Avg WITR PSL3	-14%	30%	52%	67%	73%	107%	111%	158%	168%	160%	2	9	3	11	4	14	5	17	6	20	7	24	8	29	10	35	12	42	15	51	18	60	3	12	4	14	5	17	6	20	7	24	8	29	10	35	12	42	15	51	18	60
Proposed SL4	2	9	3	11	4	14	5	17	6	20	7	24	8	29	10	35	12	42	15	51	18	60	3	12	4	14	5	17	6	20	7	24	8	29	10	35	12	42	15	51	18	60										
Avg WITR PSL4	-10%	14%	32%	42%	48%	76%	80%	112%	122%	120%	3	12	4	14	5	17	6	20	7	24	8	29	10	35	12	42	15	51	18	60	3	12	4	14	5	17	6	20	7	24	8	29	10	35	12	42	15	51	18	60		
Proposed SL5	3	12	4	14	5	17	6	20	7	24	8	29	10	35	12	42	15	51	18	60	3	12	4	14	5	17	6	20	7	24	8	29	10	35	12	42	15	51	18	60												
Avg WITR PSL5	-19%	1%	18%	29%	34%	57%	59%	87%	94%	90%	12	20	14	23	16	27	18	31	21	36	24	41	28	47	32	54	37	63	45	75	12	20	14	23	16	27	18	31	21	36	24	41	28	47	32	54	37	63	45	75		
Proposed SL6	12	20	14	23	16	27	18	31	21	36	24	41	28	47	32	54	37	63	45	75	12	20	14	23	16	27	18	31	21	36	24	41	28	47	32	54	37	63	45	75												
Avg WITR PSL6	-134%	-110%	-80%	-62%	-55%	-24%	-17%	27%	45%	36%	12	20	14	23	16	27	18	31	21	36	24	41	28	47	32	54	37	63	45	75	12	20	14	23	16	27	18	31	21	36	24	41	28	47	32	54	37	63	45	75		

	Number of Convictions	Avg Sent (mos)	Charge File Count (A)	Charge Conviction (A)	Charge File Count (I)	Charge Conviction (I)	
Total Number	145		486	503	10	11	Sentence Length Ratio for Male and Female Defendants 4.32 Male>Female
Gender(M)	117	14.4	352	409	3	3	
Gender(F)	28	3.3	133	94	7	8	Sentence Length Ratio for BIPOC and White Defendants 1.94 BIPOC>White
Unk	0	0.0	1	0	0	0	
BIPOC	98	14.6	327	266	4	3	
White	47	7.5	133	214	6	8	
Unk	0	0.0	26	23	0	0	

Keep at SL 3:
- Average sentence exceeds new range 5/10 columns (CHS 5-9+) (31 sentences, 21%)
- Average sentence below new range 1/10 columns (CHS 0) (49 sentences, 34%)
- Absolute minimum increases from 1 to 2
- Absolute maximum decreases from 68 to 39

Move to SL 4:
- Average sentence exceeds new range 3/10 columns (CHS 7, 8, 9+) (17 sentences, 12%)
- Average sentence below new range 1/10 columns (CHS 0) (49 sentences, 34%)
- Absolute minimum increases from 1 to 2
- Absolute maximum decreases from 68 to 49

Move to SL 5:
- Average sentence exceeds new range 0/10 columns
- Average sentence below new range 1/10 columns (CHS 0) (49 sentences, 34%)
- Absolute minimum increases from 1 to 3
- Absolute maximum decreases from 68 to 60

Possession of Machine Gun, Bump-fire Stock, Undetectable Firearm, or Short-Barreled Shotgun or Rifle

RCW: 9.41.190
Class: SL: C 3

Move to a 4

Move to a 4 - bit more serious than UPoF - not just unlawful possession, but unlawful possession of an unlawful gun that is more dangerous/concerning.

	0	1	2	3	4	5	6	7	8	9+										
Avg Sent (mos)	1.4	3.9	4.8	10.3	15.5	0.0	0.0	33.0	0.0	60.0										
Median Sent (mos)	1.0	3.0	4.5	10.0	15.5	0.0	0.0	33.0	0.0	60.0										
Number	24	14	4	3	2	0	0	1	0	1										
Current SL3	1	3	3	8	4	12	9	12	12.03	16	17	22	22	29	33	43	43	57	51	68
Avg WITR CSL3	21%	17%	9%	44%	87%	0%	0%	0%	0%	53%										
Proposed SL3	2	7	2	9	3	11	4	13	4	16	5	19	6	23	8	27	10	33	11	39
Avg WITR PSL3	-12%	26%	22%	70%	96%	0%	0%	132%	0%	175%										
Proposed SL4	2	9	3	11	4	14	5	17	6	20	7	24	8	29	10	35	12	42	14	49
Avg WITR PSL4	-8%	11%	8%	44%	68%	0%	0%	92%	0%	131%										
Proposed SL5	3	12	4	14	5	17	6	20	7	24	8	29	10	35	12	42	15	51	18	60
Avg WITR PSL5	-18%	-2%	-2%	31%	50%	0%	0%	70%	0%	100%										

	Number of Convictions	Avg Sent (mos)	Charge File Count (A)	Charge Conviction (A)	Charge File Count (I)	Charge Conviction (I)
Total Number	50		206	112	4	0
Gender(M)	44	8.2	185	104	4	0
Gender(F)	6	2.3	21	8	0	0
Unk	0	0.0	0	0	0	0
BIPOC	14	4.5	30	13	0	0
White	36	8.7	153	85	4	0
Unk	0	0.0	23	14	0	0

Charging Data includes all 9.41.190 offenses

Sentence Length Ratio for Male and Female Defendants: 3.50 Male>Female

Sentence Length Ratio for BIPOC and White Defendants: 0.52 White>BIPOC

Perjury 2

RCW: 9A.72.030
Class: SL: C 3

leave at 3

Very difficult to prove

	0	1	2	3	4	5	6	7	8	9+										
Avg Sent (mos)	1.0	3.3	0.0	12.0	12.5	0.0	22.3	34.0	57.0	52.3										
Median Sent (mos)	1.0	3.0	0.0	12.0	12.0	0.0	22.0	33.0	57.0	51.0										
Number	2	4	0	1	4	0	3	3	1	3										
Current SL3	1	3	3	8	4	12	9	12	12.03	16	17	22	22	29	33	43	43	57	51	68
Avg WITR CSL3	0%	5%	0%	100%	12%	0%	5%	10%	100%	8%										
Proposed SL3	2	7	2	9	3	11	4	13	4	16	5	19	6	23	8	27	10	33	11	39
Avg WITR PSL3	-20%	18%	0%	89%	71%	0%	96%	137%	204%	148%										
Proposed SL4	2	9	3	11	4	14	5	17	6	20	7	24	8	29	10	35	12	42	14	49
Avg WITR PSL4	-14%	3%	0%	58%	47%	0%	68%	96%	150%	110%										
Proposed SL5	3	12	4	14	5	17	6	20	7	24	8	29	10	35	12	42	15	51	18	60
Avg WITR PSL5	-22%	-8%	0%	43%	32%	0%	49%	73%	117%	82%										

	Number of Convictions	Avg Sent (mos)	Charge File Count (A)	Charge Conviction (A)	Charge File Count (I)	Charge Conviction (I)
Total Number	21		235	46	2	0
Gender(M)	15	23.2	67	24	1	0
Gender(F)	6	18.7	163	22	1	0
Unk	0	0.0	5	0	0	0
BIPOC	3	9.0	8	5	0	0
White	18	24.1	145	27	1	0
Unk	0	0.0	82	14	1	0

Sentence Length Ratio for Male and Female Defendants: 1.24 Male>Female

Sentence Length Ratio for BIPOC and White Defendants: 0.38 White>BIPOC

Manufacture or Assembly of an Undetectable Firearm or Untraceable Firearm

RCW: 9.41.325 Class: C SL: 3 Move to SL 4 Tie to possession of.

	0	1	2	3	4	5	6	7	8	9+										
Avg Sent (mos)	0.0	0.0	0.0	0.0	0.0	0.0	0.0	0.0	0.0	0.0										
Median Sent (mos)	0.0	0.0	0.0	0.0	0.0	0.0	0.0	0.0	0.0	0.0										
Number																				
Current SL3	1	3	3	8	4	12	9	12	12.03	16	17	22	22	29	33	43	43	57	51	68
Proposed SL4	2	9	3	11	4	14	5	17	6	20	7	24	8	29	10	35	12	42	14	49

	Number of Convictions	Avg Sent (mos)	Charge File Count (A)	Charge Conviction (A)	Charge File Count (J)	Charge Conviction (J)
Gender(M)			0	0	0	0
Gender(F)			0	0	0	0
Unk			0	0	0	0
BIPOC			0	0	0	0
White			0	0	0	0
Unk			0	0	0	0

No Conviction Data; No CFC Code

Manufacture of Untraceable Firearm with Intent to Sell

RCW: 9.41.190 Class: C SL: 3 Move to 5 Worse than possession - now trafficking in them. Should be at least 1 higher than manufacture.

	0	1	2	3	4	5	6	7	8	9+										
Avg Sent (mos)	0.0	0.0	0.0	0.0	0.0	0.0	0.0	0.0	0.0	0.0										
Median Sent (mos)	0.0	0.0	0.0	0.0	0.0	0.0	0.0	0.0	0.0	0.0										
Number																				
Current SL3	1	3	3	8	4	12	9	12	12.03	16	17	22	22	29	33	43	43	57	51	68
Proposed SL3	2	7	2	9	3	11	4	13	4	16	5	19	6	23	8	27	10	33	11	39
Proposed SL4	2	9	3	11	4	14	5	17	6	20	7	24	8	29	10	35	12	42	14	49
Proposed SL5	3	12	4	14	5	17	6	20	7	24	8	29	10	35	12	42	15	51	18	60

	Number of Convictions	Avg Sent (mos)	Charge File Count (A)	Charge Conviction (A)	Charge File Count (J)	Charge Conviction (J)
Total Number			206	112	4	0
Gender(M)			185	104	4	0
Gender(F)			21	8	0	0
Unk			0	0	0	0
BIPOC			30	13	0	0
White			153	85	4	0
Unk			23	14	0	0

Charging Data includes all 9.41.190 offenses
No Conviction Data; No CFC Code

Introducing Contraband 2

RCW: **Class: SL:** Leave at SL 3
9A.76.150 C 3

	0	1	2	3	4	5	6	7	8	9+										
Avg Sent (mos)	2.5	5.8	6.0	0.0	12.0	18.0	0.0	35.3	57.0	0.0										
Median Sent (mos)	2.5	6.5	6.0	0.0	12.0	18.0	0.0	33.0	57.0	0.0										
Number	2	3	1	0	2	1	0	3	1	0										
Current SL3	1	3	3	8	4	12	9	12	12.03	16	17	22	22	29	33	43	43	57	51	68
Avg WTR CSL3	75%		57%		25%		0%		0%		20%		0%		23%		100%		0%	
Proposed SL3	2	7	2	9	3	11	4	13	4	16	5	19	6	23	8	27	10	33	11	39
Avg WTR PSL3	10%		55%		38%		0%		67%		93%		0%		144%		204%		0%	
Proposed SL4	2	9	3	11	4	14	5	17	6	20	7	24	8	29	10	35	12	42	14	49
Avg WTR PSL4	7%		35%		20%		0%		43%		65%		0%		101%		150%		0%	
Proposed SL5	3	12	4	14	5	17	6	20	7	24	8	29	10	35	12	42	15	51	18	60
Avg WTR PSL5	-6%		18%		8%		0%		30%		48%		0%		78%		117%		0%	

	Number of Convictions	Avg Sent (mos)	Charge File Count (A)	Charge Conviction (A)	Charge File Count (I)	Charge Conviction (I)	
Total Number	13		107	42	2	0	Sentence Length Ratio for Male and Female Defendants
Gender(M)	6	22.2	43	15	1	0	1.54 Male>Female
Gender(F)	7	14.4	64	27	1	0	
Unk	0	0.0	0	0	0	0	Sentence Length Ratio for BIPOC and White Defendants
BIPOC	2	5.5	5	5	0	0	0.27 White>BIPOC
White	11	20.2	89	30	2	0	
Unk	0	0.0	13	7	0	0	

Hazing

RCW: **Class: SL:** Keep at SL 3
28B.10.901(2)(b) C 3

	0	1	2	3	4	5	6	7	8	9+										
Avg Sent (mos)	0.0	0.0	0.0	0.0	0.0	0.0	0.0	0.0	0.0	0.0										
Median Sent (mos)	0.0	0.0	0.0	0.0	0.0	0.0	0.0	0.0	0.0	0.0										
Number	1	3	3	8	4	12	9	12	12.03	16	17	22	22	29	33	43	43	57	51	68
Proposed SL3	2	7	2	9	3	11	4	13	4	16	5	19	6	23	8	27	10	33	11	39
Proposed SL4	2	9	3	11	4	14	5	17	6	20	7	24	8	29	10	35	12	42	14	49

	Number of Convictions	Avg Sent (mos)	Charge File Count (A)	Charge Conviction (A)	Charge File Count (I)	Charge Conviction (I)	
Total Number			0	0	0	0	No Charging Data
Gender(M)			0	0	0	0	No Conviction Data; No CFC Code
Gender(F)			0	0	0	0	
Unk			0	0	0	0	
BIPOC			0	0	0	0	
White			0	0	0	0	
Unk			0	0	0	0	

Harassment

RCW: 9A.46.020(2)(b)
Class: SL: C 3 Leave at 3

Felony if previously threatened member or same family or threat of death.

	0.3215																			
	0	1	2	3	4	5	6	7	8	9+	0	1	2	3	4	5	6	7	8	9+
Avg Sent (mos)	1.7	4.0	5.7	9.7	13.2	18.6	24.1	36.3	47.3	55.5	1.7	4.0	5.7	9.7	13.2	18.6	24.1	36.3	47.3	55.5
Median Sent (mos)	1.5	3.0	4.1	9.0	12.0	17.0	22.0	33.0	43.0	55.5	1.5	3.0	4.1	9.0	12.0	17.0	22.0	33.0	43.0	55.5
Number	759	431	368	162	162	146	108	79	41	105	759	431	368	162	162	146	108	79	41	105
Current SL3	1	3	3	8	4	12	9	12	12.03	16	17	22	22	29	33	43	43	57	51	68
Avg WITR CSL3	33%	20%	21%	23%	29%	32%	30%	33%	31%	27%	33%	20%	21%	23%	29%	32%	30%	33%	31%	27%
Proposed SL3	2	7	2	9	3	11	4	13	4	16	5	19	6	23	8	27	10	33	11	39
Avg WITR PSL3	-7%	28%	34%	63%	76%	97%	106%	149%	162%	159%	-7%	28%	34%	63%	76%	97%	106%	149%	162%	159%
Proposed SL4	2	9	3	11	4	14	5	17	6	20	7	24	8	29	10	35	12	42	14	49
Avg WITR PSL4	-5%	12%	17%	39%	51%	68%	77%	105%	118%	119%	-5%	12%	17%	39%	51%	68%	77%	105%	118%	119%
Proposed SL5	3	12	4	14	5	17	6	20	7	24	8	29	10	35	12	42	15	51	18	60
Avg WITR PSL5	-15%	0%	6%	26%	36%	51%	56%	81%	90%	89%	-15%	0%	6%	26%	36%	51%	56%	81%	90%	89%

Keep at SL 3:
- Average sentence exceeds new range 4/10 columns (CHS 6-9+) (333 sentences, 14%)
- Average sentence below new range 1/10 columns (CHS 0) (759 sentences, 32%)
- Absolute minimum increases from 1 to 2
- Absolute maximum decreases from 68 to 39

Move to SL 4:
- Average sentence exceeds new range 3/10 columns (CHS 7, 8, 9+) (225 sentences, 10%)
- Average sentence below new range 1/10 columns (CHS 0) (759 sentences, 32%)
- Absolute minimum increases from 1 to 2
- Absolute maximum decreases from 68 to 49

Move to SL 5:
- Average sentence exceeds new range 0/10 columns
- Average sentence below new range 1/10 columns (CHS 0) (759 sentences, 32%)
- Absolute minimum increases from 1 to 3
- Absolute maximum decreases from 68 to 60

	Number of Convictions	Avg Sent (mos)	Charge File Count (A)	Charge Conviction (A)	Charge File Count (I)	Charge Conviction (I)	
Total Number	2361		12245	4608	1661	540	
Gender(M)	2198	10.9	11257	4247	1418	474	2.07 Male>Female
Gender(F)	163	5.2	947	348	238	66	
Unk	0	0.0	40	12	5	0	
BIPOC	737	11.0	2960	1088	450	140	1.06 BIPOC>White
White	1616	10.3	8094	3084	1057	325	
Unk	8	2.1	1191	436	154	75	

False Reporting 2

RCW: 9A.84.040(2)(b)
Class: SL: C 3 Incr to SL 4

	0	1	2	3	4	5	6	7	8	9+										
Avg Sent (mos)	0.0	0.0	0.0	0.0	0.0	0.0	0.0	0.0	0.0	0.0										
Median Sent (mos)	0.0	0.0	0.0	0.0	0.0	0.0	0.0	0.0	0.0	0.0										
Number																				
Current SL3	1	3	3	8	4	12	9	12	12.03	16	17	22	22	29	33	43	43	57	51	68
Proposed SL3	2	7	2	9	3	11	4	13	4	16	5	19	6	23	8	27	10	33	11	39
Proposed SL4	2	9	3	11	4	14	5	17	6	20	7	24	8	29	10	35	12	42	14	49

	Number of Convictions	Avg Sent (mos)	Charge File Count (A)	Charge Conviction (A)	Charge File Count (I)	Charge Conviction (I)	
Total Number			0	0	0	0	No Charging Data
Gender(M)			0	0	0	0	No Conviction Data
Gender(F)			0	0	0	0	
Unk			0	0	0	0	
BIPOC			0	0	0	0	
White			0	0	0	0	
Unk			0	0	0	0	

Extortion 2

RCW: #1 - Move to SL 4
9A.56.130 C 3 #2 - make 2 SLs below Extortion 1

	0	1	2	3	4	5	6	7	8	9+										
Avg Sent (mos)	1.8	6.1	6.0	9.0	14.0	21.0	22.0	43.0	51.0	58.0										
Median Sent (mos)	1.3	6.2	6.0	9.0	14.0	21.0	22.0	43.0	51.0	60.0										
Number	13	3	3	1	6	2	1	1	1	7										
Current SL3	1	3	3	8	4	12	9	12	12.03	16	17	22	22	29	33	43	43	57	51	68
Avg WITR CSL3	39%	62%	25%	0%	50%	80%	0%	100%	57%	41%										
Proposed SL3	2	7	2	9	3	11	4	13	4	16	5	19	6	23	8	27	10	33	11	39
Avg WITR PSL3	-4%	58%	38%	88%	114%	94%	184%	178%	168%											
Proposed SL4	2	9	3	11	4	14	5	17	6	20	7	24	8	29	10	35	12	42	14	49
Avg WITR PSL4	-3%	39%	20%	33%	57%	82%	67%	132%	130%	126%										
Proposed SL5	3	12	4	14	5	17	6	20	7	24	8	29	10	35	12	42	15	51	18	60
Avg WITR PSL5	-14%	21%	8%	21%	41%	62%	48%	103%	100%	95%										
Proposed SL6	12	20	14	23	16	27	18	31	21	36	24	41	28	47	32	54	37	63	45	75
Avg WITR PSL6	-128%	-88%	-91%	-69%	-47%	-18%	-32%	50%	54%	43%										

	Number of Convictions	Avg Sent (mos)	Charge File Count (A)	Charge Conviction (A)	Charge File Count (J)	Charge Conviction (J)	
Total Number	38		168	120	53	38	Sentence Length Ratio for Male and Female Defendants
Gender(M)	33	19.4	138	101	52	37	1.28 Male>Female
Gender(F)	5	15.2	30	18	1	1	
Unk	0	0.0	0	1	0	0	Sentence Length Ratio for BIPOC and White Defendants
BIPOC	15	22.1	36	25	9	12	1.33 BIPOC>White
White	23	16.7	108	76	35	19	
Unk	0	0.0	24	19	9	7	

Escape 2

RCW: #1 - Make 1 SL below Escape 1
9A.76.120 C 3

	0	1	2	3	4	5	6	7	8	9+										
Avg Sent (mos)	1.4	3.6	5.1	9.6	12.6	17.7	23.8	34.3	44.7	54.9										
Median Sent (mos)	1.0	3.0	4.0	9.0	12.0	17.0	22.0	33.0	43.0	54.5										
Number	31	77	110	73	90	66	50	31	14	54										
Current SL3	1	3	3	8	4	12	9	12	12.03	16	17	22	22	29	33	43	43	57	51	68
Avg WITR CSL3	19%	12%	14%	19%	14%	14%	26%	13%	12%	23%										
Proposed SL3	2	7	2	9	3	11	4	13	4	16	5	19	6	23	8	27	10	33	11	39
Avg WITR PSL3	-13%	23%	26%	72%	91%	105%	139%	151%	157%											
Proposed SL4	2	9	3	11	4	14	5	17	6	20	7	24	8	29	10	35	12	42	14	49
Avg WITR PSL4	-9%	7%	11%	38%	47%	63%	75%	97%	109%	117%										
Proposed SL5	3	12	4	14	5	17	6	20	7	24	8	29	10	35	12	42	15	51	18	60
Avg WITR PSL5	-18%	-4%	1%	26%	33%	46%	55%	74%	88%	88%										
Proposed SL6	12	20	14	23	16	27	18	31	21	36	24	41	28	47	32	54	37	63	45	75
Avg WITR PSL6	-133%	-116%	-99%	-65%	-56%	-37%	-22%	11%	30%	33%										

	Number of Convictions	Avg Sent (mos)	Charge File Count (A)	Charge Conviction (A)	Charge File Count (J)	Charge Conviction (J)	
Total Number	596		459	507	377	235	Sentence Length Ratio for Male and Female Defendants
Gender(M)	440	17.8	341	376	286	179	1.47 Male>Female
Gender(F)	156	12.1	117	131	91	56	
Unk	0	0.0	1	0	0	0	Sentence Length Ratio for BIPOC and White Defendants
BIPOC	197	16.9	92	118	157	90	1.06 BIPOC>White
White	399	16.0	333	360	190	126	
Unk	0	0.0	34	29	30	19	

Keep at SL 3:
 - Average sentence exceeds new range 4/10 columns (CHS 6-9+) (149 sentences, 25%)
 - Average sentence below new range 1/10 columns (CHS 0) (31 sentences, 5%)
 - Absolute minimum increases from 1 to 2
 - Absolute maximum decreases from 68 to 39

Move to SL 4:
 - Average sentence exceeds new range 2/10 columns (CHS 8, 9+) (68 sentences, 11%)
 - Average sentence below new range 1/10 columns (CHS 0) (31 sentences, 5%)
 - Absolute minimum increases from 1 to 2
 - Absolute maximum decreases from 68 to 49

Move to SL 5:
 - Average sentence exceeds new range 0/10 columns
 - Average sentence below new range 2/10 columns (CHS 0, 1) (108 sentences, 18%)
 - Absolute minimum increases from 1 to 3
 - Absolute maximum decreases from 68 to 60

Cyber Harassment

RCW: 9A.90.120(2)(b) **Class: SL:** C 3 commensurate to Harassment/Telephone Harassment

	0	1	2	3	4	5	6	7	8	9+										
Avg Sent (mos)	1.8	3.8	5.3	12.0	14.0	19.5	27.0	35.5	0.0	55.5										
Median Sent (mos)	2.0	4.0	5.0	12.0	14.0	19.5	27.0	35.5	0.0	55.5										
Number	11	5	8	2	6	3	2	0	0	2										
Current SL3	1	3	3	8	4	12	9	12	12.03	16	17	22	22	29	33	43	43	57	51	68
Avg WITR CSL3	39%	16%	16%	100%	50%	50%	71%	25%	0%	26%										
Proposed SL3	2	7	2	9	3	11	4	13	4	16	5	19	6	23	8	27	10	33	11	39
Avg WITR PSL3	-5%	26%	28%	89%	88%	104%	124%	145%	0%	159%										
Proposed SL4	2	9	3	11	4	14	5	17	6	20	7	24	8	29	10	35	12	42	14	49
Avg WITR PSL4	-3%	10%	13%	58%	57%	74%	90%	102%	0%	119%										
Proposed SL5	3	12	4	14	5	17	6	20	7	24	8	29	10	35	12	42	15	51	18	60
Avg WITR PSL5	-14%	-2%	2%	43%	41%	55%	68%	78%	0%	89%										

	Number of Convictions	Avg Sent (mos)	Charge File Count (A)	Charge Conviction (A)	Charge File Count (I)	Charge Conviction (I)
Total Number	41		0	0	0	0
Gender(M)	38	12.5	0	0	0	0
Gender(F)	3	2.2	0	0	0	0
Unk	0	0.0	0	0	0	0
BIPOC	7	16.3	0	0	0	0
White	34	10.9	0	0	0	0
Unk	0	0.0	0	0	0	0

No Charging Data

Sentence Length Ratio for Male and Female Defendants: 5.81 Male>Female

Sentence Length Ratio for BIPOC and White Defendants: 1.50 BIPOC>White

Custodial Assault

RCW: 9A.36.100 **Class: SL:** C 3 commensurate to Assault 3

	0	1	2	3	4	5	6	7	8	9+										
Avg Sent (mos)	1.5	4.1	6.3	10.0	13.1	18.5	24.9	37.3	45.8	56.6										
Median Sent (mos)	1.0	3.0	5.3	9.0	12.0	17.0	24.0	38.0	43.0	60.0										
Number	49	54	70	43	57	28	37	15	22	47										
Current SL3	1	3	3	8	4	12	9	12	12.03	16	17	22	22	29	33	43	43	57	51	68
Avg WITR CSL3	26%	21%	28%	32%	27%	30%	41%	43%	20%	33%										
Proposed SL3	2	7	2	9	3	11	4	13	4	16	5	19	6	23	8	27	10	33	11	39
Avg WITR PSL3	-10%	29%	41%	66%	76%	96%	111%	154%	156%	163%										
Proposed SL4	2	9	3	11	4	14	5	17	6	20	7	24	8	29	10	35	12	42	14	49
Avg WITR PSL4	-7%	13%	23%	41%	51%	68%	80%	109%	113%	122%										
Proposed SL5	3	12	4	14	5	17	6	20	7	24	8	29	10	35	12	42	15	51	18	60
Avg WITR PSL5	-17%	0%	11%	28%	36%	50%	59%	84%	88%	97%										
Proposed SL6	12	20	14	23	16	27	18	31	21	36	24	41	28	47	32	54	37	63	45	75
Avg WITR PSL6	-131%	-111%	-88%	-62%	-53%	-32%	-17%	24%	34%	39%										

	Number of Convictions	Avg Sent (mos)	Charge File Count (A)	Charge Conviction (A)	Charge File Count (I)	Charge Conviction (I)
Total Number	422		885	548	332	222
Gender(M)	350	20.0	709	449	285	187
Gender(F)	72	7.7	175	98	47	35
Unk	0	0.0	1	1	0	0
BIPOC	166	18.2	264	171	125	83
White	256	17.7	549	325	180	124
Unk	0	0.0	72	52	27	15

Sentence Length Ratio for Male and Female Defendants: 2.59 Male>Female

Sentence Length Ratio for BIPOC and White Defendants: 1.03 BIPOC>White

Keep at SL 3:
 - Average sentence exceeds new range 4/10 columns (CHS 6-9+) (121 sentences, 29%)
 - Average sentence below new range 1/10 columns (CHS 0) (49 sentences, 12%)
 - Absolute minimum increases from 1 to 2
 - Absolute maximum decreases from 68 to 39

Move to SL 4:
 - Average sentence exceeds new range 3/10 columns (CHS 7, 8, 9+) (84 sentences, 20%)
 - Average sentence below new range 1/10 columns (CHS 0) (49 sentences, 12%)
 - Absolute minimum increases from 1 to 2
 - Absolute maximum decreases from 68 to 49

Move to SL 5:
 - Average sentence exceeds new range 0/10 columns
 - Average sentence below new range 1/10 columns (CHS 0) (49 sentences, 12%)
 - Absolute minimum increases from 1 to 3
 - Absolute maximum decreases from 68 to 60

Criminal Gang Intimidation

RCW: 9A.46.120 Class: SL: C 3 Leave at SL 3

	0	1	2	3	4	5	6	7	8	9+										
Avg Sent (mos)	0.0	0.0	0.0	0.0	0.0	0.0	0.0	0.0	0.0	0.0										
Median Sent (mos)	0.0	0.0	0.0	0.0	0.0	0.0	0.0	0.0	0.0	0.0										
Number																				
Current SL3	1	3	3	8	4	12	9	12	12.03	16	17	22	22	29	33	43	43	57	51	68
Proposed SL3	2	7	2	9	3	11	4	13	4	16	5	19	6	23	8	27	10	33	11	39
Proposed SL4	2	9	3	11	4	14	5	17	6	20	7	24	8	29	10	35	12	42	14	49

	Number of Convictions	Avg Sent (mos)	Charge File Count (A)	Charge Conviction (A)	Charge File Count (I)	Charge Conviction (I)
Total Number			3	0	6	2
Gender(M)			3	0	5	2
Gender(F)			0	0	1	0
Unk			0	0	0	0
BIPOC			0	0	0	0
White			1	0	6	2
Unk			2	0	0	0

No Conviction Data

Bail Jumping with Class B or C Felony

RCW: 9A.76.170(3)(c) Class: SL: C 3 Leave at SL 3

	0	1	2	3	4	5	6	7	8	9+										
Avg Sent (mos)	1.3	3.7	5.4	10.0	13.1	18.5	24.4	36.0	47.3	55.2										
Median Sent (mos)	1.0	3.0	4.0	9.0	12.0	17.0	24.0	33.0	43.5	55.0										
Number	232	311	294	123	224	160	112	75	46	214										
Current SL3	1	3	3	8	4	12	9	12	12.03	16	17	22	22	29	33	43	43	57	51	68
Avg WITR CSL3	14%	13%	18%	32%	26%	31%	34%	30%	30%	25%										
Proposed SL3	2	7	2	9	3	11	4	13	4	16	5	19	6	23	8	27	10	33	11	39
Avg WITR PSL3	-15%	24%	31%	66%	75%	97%	108%	147%	162%	158%										
Proposed SL4	2	9	3	11	4	14	5	17	6	20	7	24	8	29	10	35	12	42	14	49
Avg WITR PSL4	-10%	8%	14%	41%	50%	68%	78%	104%	118%	118%										
Proposed SL5	3	12	4	14	5	17	6	20	7	24	8	29	10	35	12	42	15	51	18	60
Avg WITR PSL5	-19%	-4%	4%	28%	36%	50%	57%	80%	90%	89%										

	Number of Convictions	Avg Sent (mos)	Charge File Count (A)	Charge Conviction (A)	Charge File Count (I)	Charge Conviction (I)
Total Number	1791		1032	3463	7	36
Gender(M)	1281	17.8	689	2369	6	29
Gender(F)	510	13.2	339	1088	1	7
Unk	0	0.0	4	6	0	0
BIPOC	403	15.5	141	504	1	6
White	1383	16.9	804	2606	5	24
Unk	5	3.8	87	353	1	6

Sentence Length Ratio for Male and Female Defendants
1.35 Male>Female

Sentence Length Ratio for BIPOC and White Defendants
0.92 White>BIPOC

Keep at SL 3:
 - Average sentence exceeds new range 4/10 columns (CHS 6-9+) (447 sentences, 25%)
 - Average sentence below new range 1/10 columns (CHS 0) (232 sentences, 13%)
 - Absolute minimum increases from 1 to 2
 - Absolute maximum decreases from 68 to 39

Move to SL 4:
 - Average sentence exceeds new range 3/10 columns (CHS 7, 8, 9+) (335 sentences, 19%)
 - Average sentence below new range 1/10 columns (CHS 0) (232 sentences, 13%)
 - Absolute minimum increases from 1 to 2
 - Absolute maximum decreases from 68 to 49

Move to SL 5:
 - Average sentence exceeds new range 0/10 columns
 - Average sentence below new range 2/10 columns (CHS 0, 1) (542 sentences, 30%)
 - Absolute minimum increases from 1 to 3
 - Absolute maximum decreases from 68 to 60

Assault of a Child 3

RCW: 9A.36.140 **Class: SL:** C 3 **Incr to SL 5**

	0	1	2	3	4	5	6	7	8	9+										
Avg Sent (mos)	2.0	5.0	7.2	10.3	14.9	19.0	26.3	33.0	0.0	56.8										
Median Sent (mos)	2.0	5.0	7.0	9.8	16.0	18.5	25.0	33.0	0.0	58.0										
Number	102	49	24	8	14	4	3	1	0	4										
Current SL3	1	3	3	8	4	12	9	12	12.03	16	17	22	22	29	33	43	43	57	51	68
Avg WITR CSL3	49%	41%	40%	44%	71%	40%	62%	0%	0%	34%										
Proposed SL3	2	7	2	9	3	11	4	13	4	16	5	19	6	23	8	27	10	33	11	39
Avg WITR PSL3	-1%	43%	53%	70%	91%	100%	120%	132%	0%	163%										
Proposed SL4	2	9	3	11	4	14	5	17	6	20	7	24	8	29	10	35	12	42	14	49
Avg WITR PSL4	0%	25%	32%	44%	63%	71%	87%	92%	0%	122%										
Proposed SL5	3	12	4	14	5	17	6	20	7	24	8	29	10	35	12	42	15	51	18	60
Avg WITR PSL5	-11%	10%	18%	31%	46%	52%	65%	70%	0%	92%										

	Number of Convictions	Avg Sent (mos)	Charge File Count (A)	Charge Conviction (A)	Charge File Count (I)	Charge Conviction (I)	
Total Number	209		533	434	1	1	Sentence Length Ratio for Male and Female Defendants
Gender(M)	174	63.4	389	340	1	1	18.11 Male>Female
Gender(F)	35	3.5	142	93	0	0	
Unk	0	0.0	2	1	0	0	Sentence Length Ratio for BIPOC and White Defendants
BIPOC	73	8.0	126	75	1	0	1.44 BIPOC>White
White	134	5.5	323	288	0	1	
Unk	2	2.2	84	71	0	0	

Keep at SL 3:
- Average sentence exceeds new range 3/9 columns (CHS 6, 7, 9+) (8 sentences, 4%)
- Average sentence below new range 1/10 columns (CHS 0) (102 sentences, 49%)
- Absolute minimum increases from 1 to 2
- Absolute maximum decreases from 68 to 39

Move to SL 4:
- Average sentence exceeds new range 1/9 columns (CHS 9+) (4 sentences, 2%)
- Absolute minimum increases from 1 to 2
- Absolute maximum decreases from 68 to 49

Move to SL 5:
- Average sentence exceeds new range 0/9 columns
- Average sentence below new range 1/9 columns (CHS 0) (102 sentences, 49%)
- Absolute minimum increases from 1 to 3
- Absolute maximum decreases from 68 to 60

Assault 3 – Except Assault 3 of a Peace Officer with a Projectile Stun Gun

RCW: 9A.36.031(1)(a-g) & (i-k) **Class: SL:** C 3 **Move to SL 4**

	0	1	2	3	4	5	6	7	8	9+										
Avg Sent (mos)	1.8	4.2	5.8	9.9	13.2	18.7	24.6	35.7	47.4	55.3										
Median Sent (mos)	1.5	3.0	4.0	9.0	12.0	17.0	24.0	33.0	43.0	55.0										
Number	2881	1641	1347	657	695	466	365	232	119	352										
Current SL3	1	3	3	8	4	12	9	12	12.03	16	17	22	22	29	33	43	43	57	51	68
Avg WITR CSL3	38%	23%	22%	31%	29%	34%	37%	27%	32%	25%										
Proposed SL3	2	7	2	9	3	11	4	13	4	16	5	19	6	23	8	27	10	33	11	39
Avg WITR PSL3	-5%	31%	34%	66%	77%	98%	109%	146%	163%	158%										
Proposed SL4	2	9	3	11	4	14	5	17	6	20	7	24	8	29	10	35	12	42	14	49
Avg WITR PSL4	-4%	15%	18%	41%	51%	69%	79%	103%	118%	118%										
Proposed SL5	3	12	4	14	5	17	6	20	7	24	8	29	10	35	12	42	15	51	18	60
Avg WITR PSL5	-14%	2%	6%	28%	36%	51%	58%	79%	90%	89%										

	Number of Convictions	Avg Sent (mos)	Charge File Count (A)	Charge Conviction (A)	Charge File Count (I)	Charge Conviction (I)	
Total Number	8755		13496	2017	16448	1816	Sentence Length Ratio for Male and Female Defendants
Gender(M)	7540	10.5	9880	1345	13944	1400	1.76 Male>Female
Gender(F)	1215	6.0	3574	670	2464	414	
Unk	0	0.0	42	2	40	2	Sentence Length Ratio for BIPOC and White Defendants
BIPOC	3127	10.3	3037	593	4172	501	1.07 BIPOC>White
White	5596	9.7	9057	1188	10286	1072	
Unk	32	3.7	1402	236	1990	243	

Keep at SL 3:
- Average sentence exceeds new range 4/10 columns (CHS 6-9+) (1068 sentences, 12%)
- Average sentence below new range 1/10 columns (CHS 0) (2881 sentences, 33%)
- Absolute minimum increases from 1 to 2
- Absolute maximum decreases from 68 to 39

Move to SL 4:
- Average sentence exceeds new range 3/10 columns (CHS 7, 8, 9+) (703 sentences, 8%)
- Average sentence below new range 1/10 columns (CHS 0) (2881 sentences, 33%)
- Absolute minimum increases from 1 to 2
- Absolute maximum decreases from 68 to 49

Move to SL 5:
- Average sentence exceeds new range 0/10 columns
- Average sentence below new range 1/10 columns (CHS 0) (2881 sentences, 33%)
- Absolute minimum increases from 1 to 3
- Absolute maximum decreases from 68 to 60

Animal Cruelty 1 - Sexual Conduct or Contact

Keep at SL 3

RCW: 16.52.205(3)
Class: C SL: 3

	0	1	2	3	4	5	6	7	8	9+										
Avg Sent (mos)	2.0	0.0	0.0	0.0	12.0	0.0	0.0	0.0	0.0	0.0										
Median Sent (mos)	2.0	0.0	0.0	0.0	12.0	0.0	0.0	0.0	0.0	0.0										
Number	1	0	0	0	1	0	0	0	0	0										
Current SL3	1	3	3	8	4	12	9	12	12.03	16	17	22	22	29	33	43	43	57	51	68
Avg WTR CSL3	50%	0%	0%	0%	0%	0%	0%	0%	0%	0%	0%	0%	0%	0%	0%	0%	0%	0%	0%	0%
Proposed SL3	2	7	2	9	3	11	4	13	4	16	5	19	6	23	8	27	10	33	11	39
Avg WTR PSL3	0%	0%	0%	0%	0%	0%	67%	0%	0%	0%	0%	0%	0%	0%	0%	0%	0%	0%	0%	0%
Proposed SL4	2	9	3	11	4	14	5	17	6	20	7	24	8	29	10	35	12	42	14	49
Avg WTR PSL4	0%	0%	0%	0%	0%	0%	43%	0%	0%	0%	0%	0%	0%	0%	0%	0%	0%	0%	0%	0%

	Number of Convictions	Avg Sent (mos)	Charge File Count (A)	Charge Conviction (A)	Charge File Count (J)	Charge Conviction (J)	
Total Number	2		23	11	17	7	Sentence Length Ratio for Male and Female Defendants 6.02 Male>Female
Gender(M)	1	12.0	20	11	17	7	
Gender(F)	1	2.0	3	0	0	0	
Unk	0	0.0	0	0	0	0	
BIPOC	0	0.0	0	0	1	1	
White	2	7.0	21	10	14	5	
Unk	0	0.0	2	1	2	1	

Animal Cruelty 1

Keep at SL 3

RCW: 16.52.205(1),(2)
Class: C Currently unranked; Recommend SL 3

	0	1	2	3	4	5	6	7	8	9+										
Avg Sent (mos)																				
Median Sent (mos)																				
Number																				
Current SL3	1	3	3	8	4	12	9	12	12.03	16	17	22	22	29	33	43	43	57	51	68
Proposed SL3	2	7	2	9	3	11	4	13	4	16	5	19	6	23	8	27	10	33	11	39
Proposed SL4	2	9	3	11	4	14	5	17	6	20	7	24	8	29	10	35	12	42	14	49

	Number of Convictions	Avg Sent (mos)	Charge File Count (A)	Charge Conviction (A)	Charge File Count (J)	Charge Conviction (J)	
Total Number	455		0	0	0	0	Conviction and charging data for FY2000-FY2020 REASON: Animal Cruelty is related to intentional infliction of pain and can be a precursor to worse behavior that could impact issues related to community safety. Animal Cruelty 1 w/Sexual Contact is ranked at SL 3. Animal Cruelty 2 is a GM which offers the same sentence range (0 to 12 mos) as an unranked offense. To make it commensurate to Animal Fighting (C) and Animal Fighting - Mutilation (B), the recommendation is to rank it at seriousness level 3.
Gender(M)			0	0	0	0	
Gender(F)			0	0	0	0	
Unk			0	0	0	0	
BIPOC			0	0	0	0	
White			0	0	0	0	
Unk			0	0	0	0	

SGC Re-ranking Sentencing and Charging Data
12/8/2023

Animal Fighting

Keep at SL 3

RCW: 16.52.205(2)(a)
Class: SL: C Currently unranked; Recommend SL 3

0	1	2	3	4	5	6	7	8	9+
---	---	---	---	---	---	---	---	---	----

Avg Sent (mos)																				
Median Sent (mos)																				
Number																				
Current SL3	1	3	3	8	4	12	9	12	12.03	16	17	22	22	29	33	43	43	57	51	68
Proposed SL3	2	7	2	9	3	11	4	13	4	16	5	19	6	23	8	27	10	33	11	39
Proposed SL4	2	9	3	11	4	14	5	17	6	20	7	24	8	29	10	35	12	42	14	49

	Number of Convictions	Avg Sent (mos)	Charge File Count (A)	Charge Conviction (A)	Charge File Count (I)	Charge Conviction (I)	
Total Number	25		0	0	0	0	Conviction and charging data for FY00-20 REASON: This is a serious offense that ought to be ranked. At a seriousness level 3, a person would need a criminal history score of 2 to have a sentence range similar to that of an unranked offense. To make it commensurate to Animal Cruelty 1 (C) and Animal Fighting - Mutilation (B), the recommendation is to rank it at seriousness level 3.
Gender(M)			0	0	0	0	
Gender(F)			0	0	0	0	
Unk			0	0	0	0	
BIPOC			0	0	0	0	
White			0	0	0	0	
Unk			0	0	0	0	

Disarming a Law Enforcement or Corrections Officer

#1 - Move to SL4
#2 - Make 1 SL below Disarm/FA discharged

RCW: 9A.76.023(2)(a)
Class: SL: C Currently unranked; Recommend SL 3 or higher

0	1	2	3	4	5	6	7	8	9+
---	---	---	---	---	---	---	---	---	----

Avg Sent (mos)																				
Median Sent (mos)																				
Number																				
Current SL3	1	3	3	8	4	12	9	12	12.03	16	17	22	22	29	33	43	43	57	51	68
Proposed SL3	2	7	2	9	3	11	4	13	4	16	5	19	6	23	8	27	10	33	11	39
Proposed SL4	2	9	3	11	4	14	5	17	6	20	7	24	8	29	10	35	12	42	14	49

	Number of Convictions	Avg Sent (mos)	Charge File Count (A)	Charge Conviction (A)	Charge File Count (I)	Charge Conviction (I)	
Total Number	55		114	0	7	0	Convictions and Charging Data for FY00-20 REASON: The SGC recommends ranking this offense to make it commensurate to Assault of Law Enforcement Officer (RCW 9A.36.031(g)).
Gender(M)			0	0	0	0	
Gender(F)			0	0	0	0	
Unk			0	0	0	0	
BIPOC			0	0	0	0	
White			0	0	0	0	
Unk			0	0	0	0	

As of 9/27/232, Disarming a Law Enforcement or Corrections Officer and Firearm is Discharged (B) has a draft recommendation to rank at SL 4.

Promoting a Suicide Attempt

Move to SL 4

RCW: 9A.36.060 **Class: SL:** C Currently unranked; Recommendation to rank but no SL given

0	1	2	3	4	5	6	7	8	9+
---	---	---	---	---	---	---	---	---	----

Avg Sent (mos)

Median Sent (mos)

Number

Current SL3	1	3	3	8	4	12	9	12	12.03	16	17	22	22	29	33	43	43	57	51	68
Proposed SL3	2	7	2	9	3	11	4	13	4	16	5	19	6	23	8	27	10	33	11	39
Proposed SL4	2	9	3	11	4	14	5	17	6	20	7	24	8	29	10	35	12	42	14	49

	Number of Convictions	Avg Sent (mos)	Charge File Count (A)	Charge Conviction (A)	Charge File Count (I)	Charge Conviction (I)	Convictions and Charging Data for FY00-20
Total Number	8		13	0	0	0	REASON: This statute has not changed since the passage of the Death with Dignity Act. The unranked offense for Coerce a Patient to Request Life-ending Medication (RCW 70.245.200(2)) is a class A offense. The SGC believed this is relevant due to highly publicized cases where people have been prodded into committing suicide on social media and is prevalent in the LGBTQ movement. The SGC recommends ranking this offense but did not offer at what seriousness level to rank it. An alternative would be to update the statute's language to be consistent with the Death with Dignity Act.
Gender(M)			0	0	0	0	
Gender(F)			0	0	0	0	
Unk			0	0	0	0	
BIPOC			0	0	0	0	
White			0	0	0	0	
Unk			0	0	0	0	

Custodial Interference 1

#1 - Rank at SL 3

RCW: 9A.40.060 **Class: SL:** C #2 - Rank at SL 2
Currently unranked; Recommendation to rank but no SL given

0	1	2	3	4	5	6	7	8	9+
---	---	---	---	---	---	---	---	---	----

Avg Sent (mos)

Median Sent (mos)

Number

Current SL3	1	3	3	8	4	12	9	12	12.03	16	17	22	22	29	33	43	43	57	51	68
Proposed SL3	2	7	2	9	3	11	4	13	4	16	5	19	6	23	8	27	10	33	11	39
Proposed SL4	2	9	3	11	4	14	5	17	6	20	7	24	8	29	10	35	12	42	14	49

	Number of Convictions	Avg Sent (mos)	Charge File Count (A)	Charge Conviction (A)	Charge File Count (I)	Charge Conviction (I)	Convictions and Charging Data for FY00-20
Total Number	228		795	0	6	0	REASON: The SGC recommends ranking this offense to make it commensurate to Assault of Law Enforcement Officer (RCW 9A.36.031(e)). Custodial Interference 2 (Subseq Offense) - SGC recommended this remain an unranked offense.
Gender(M)			0	0	0	0	
Gender(F)			0	0	0	0	
Unk			0	0	0	0	
BIPOC			0	0	0	0	
White			0	0	0	0	
Unk			0	0	0	0	

Vehicle Assault - Disregard for Safety of Others

RCW: Class: SL:
B 3

Leave at SL 3. Move to SL 4
comport with Assault 3 (C)

Class C Subcommittee recommends Assault 3 be moved to SL 4. This group changed their rec to align with that recommendation.

	0	1	2	3	4	5	6	7	8	9+										
Avg Sent (mos)	1.81	4.5	6.5	9.7	13.4	17.5	25.4	36.9	47.3	59.1										
Median Sent (mos)	2	4.0	6.0	9.0	14.0	17.0	25.0	33.0	46.5	60.0										
Number	77	35	16	10	17	6	7	9	4	27										
Current SL3	1	3	3	8	4	12	9	12	12.03	16	17	22	22	29	33	43	43	57	51	68
Avg WITR CSL3	41%	31%	31%	23%	34%	10%	49%	39%	30%	47%										
Proposed SL3	2	7	2	9	3	11	4	13	4	16	5	19	6	23	8	27	10	33	11	39
Avg WITR PSL3	-4%	36%	44%	63%	78%	89%	114%	152%	162%	172%										
Proposed SL4	2	9	3	11	4	14	5	17	6	20	7	24	8	29	10	35	12	42	14	49
Avg WITR PSL4	-3%	19%	25%	39%	53%	62%	88%	108%	118%	129%										
Proposed SL5	3	12	4	14	5	17	6	20	7	24	8	29	10	35	12	42	15	51	18	60
Avg WITR PSL5	-13%	5%	13%	26%	37%	45%	62%	83%	90%	98%										

Keep at SL 3:
 - Average sentence exceeds new range 4/10 columns (CHS 6-9+) (47 sentences, 23%)
 - Average sentence below new range 1/10 columns (CHS 0) (77 sentences, 37%)
 - Absolute minimum increases from 1 to 2
 - Absolute maximum decreases from 68 to 39

Move to SL 4:
 - Average sentence exceeds new range 3/10 columns (CHS 7-9+) (40 sentences, 19%)
 - Average sentence below new range 1/10 columns (CHS 0) (77 sentences, 37%)
 - Absolute minimum increases from 1 to 2
 - Absolute maximum decreases from 68 to 49

Move to SL 5:
 - Average sentence below new range 1/10 columns (CHS 0) (78 sentences, 36%)
 - Absolute minimum increases from 1 to 3
 - Absolute maximum decreases from 68 to 60

NOTE: current grid has only 6 cells that are a prison sentence. Moving to SL 4 or SL 5 would increase that to 8 and 9 cells, respectively.

	Number of Convictions	Avg Sent (mos)	Charge File Count (A)	Charge Conviction (A)	Charge File Count (J)	Charge Conviction (J)	Sentence Length Ratio Male/Female defendants
Total Number	208		44	114	2	2	1.93 Male>Female
Gender(M)	180	16.1	36	88	1	1	
Gender(F)	28	8.3	7	25	1	1	Sent Length Ratio BIPOC/White defendants
Unk	0	0.0	1	1	0	0	1.65 BIPOC>White
BIPOC	44	22.0	5	26	0	0	
White	162	13.3	30	75	2	2	
Unk	2	3.0	9	13	0	0	

Unlawful Trafficking in Fish, Shellfish or Wildlife 1

RCW: Class: SL:
77.15.260(3)(b) B 3

leave at 3

	0	1	2	3	4	5	6	7	8	9+										
Avg Sent (mos)	0	0.0	0.0	0.0	0.0	0.0	0.0	0.0	0.0	0.0										
Median Sent (mos)	0	0.0	0.0	0.0	0.0	0.0	0.0	0.0	0.0	0.0										
Number	0	0	0	0	0	0	0	0	0	0										
Current SL3	1	3	3	8	4	12	9	12	12.03	16	17	22	22	29	33	43	43	57	51	68
Proposed SL3	2	7	2	9	3	11	4	13	4	16	5	19	6	23	8	27	10	33	11	39
Proposed SL4	2	9	3	11	4	14	5	17	6	20	7	24	8	29	10	35	12	42	14	49

	Number of Convictions	Avg Sent (mos)	Charge File Count (A)	Charge Conviction (A)	Charge File Count (J)	Charge Conviction (J)
Total Number			2	0	0	0
Gender(M)			2	0	0	0
Gender(F)			0	0	0	0
Unk			0	0	0	0
BIPOC			1	0	0	0
White			1	0	0	0
Unk			0	0	0	0

No Conviction Data

SGC Re-ranking Sentencing and Charging Data
12/8/2023

Theft with Intent to Resell 1

#1 - Leave at SL 3

RCW: 9A.56.340(2)
Class: B
SL: 3

#2 - make 1 SL above Theft 1
compare with Trafficking of Stolen Property 1

NOTE: current grid has only 6 cells that are a prison sentence. Moving to SL 4 or SL 5 would increase that to 8 and 9 cells, respectively.

	0	1	2	3	4	5	6	7	8	9+										
Avg Sent (mos)	2	4.5	0.0	0.0	13.0	0.0	22.0	0.0	0.0	59.5										
Median Sent (mos)	2	4.5	0.0	0.0	13.0	0.0	22.0	0.0	0.0	59.5										
Number	2	1	0	0	2	0	2	0	0	2										
Current SL3	1	3	3	8	4	12	9	12	12.03	16	17	22	22	29	33	43	43	57	51	68
Avg WITR CSL3	50%	30%	0%	-300%	25%	0%	0%	0%	0%	0%	0%	0%	0%	0%	0%	0%	0%	0%	50%	
Proposed SL3	2	7	2	9	3	11	4	13	4	16	5	19	6	23	8	27	10	33	11	39
Avg WITR PSL3	0%	36%	0%	-44%	75%	0%	94%	0%	0%	0%	0%	0%	0%	0%	0%	0%	0%	0%	173%	
Proposed SL4	2	9	3	11	4	14	5	17	6	20	7	24	8	29	10	35	12	42	14	49
Avg WITR PSL4	0%	19%	0%	-42%	50%	0%	67%	0%	0%	0%	0%	0%	0%	0%	0%	0%	0%	0%	130%	
Proposed SL5	3	12	4	14	5	17	6	20	7	24	8	29	10	35	12	42	15	51	18	60
Avg WITR PSL5	-11%	5%	0%	-43%	35%	0%	48%	0%	0%	0%	0%	0%	0%	0%	0%	0%	0%	0%	99%	

	Number of Convictions	Avg Sent (mos)	Charge File Count (A)	Charge Conviction (A)	Charge File Count (J)	Charge Conviction (J)	Sentence Length Ratio Male/Female defendants
Total Number	9		76	33	3	2	0.47 Female>Male
Gender(M)	5	14.6	46	23	2	1	
Gender(F)	4	31.1	30	10	1	1	Sent Length Ratio BIPOC/White defendants
Unk	0	0.0	0	0	0	0	3.15 BIPOC>White
BIPOC	5	31.5	20	8	0	0	
White	4	10.0	50	22	3	2	
Unk	0	0.0	6	3	0	0	

Securities Act Violation

RCW: 21.20.400
Class: B
SL: 3

leave at 3

NOTE: current grid has only 6 cells that are a prison sentence. Moving to SL 4 or SL 5 would increase that to 8 and 9 cells, respectively.

	0	1	2	3	4	5	6	7	8	9+										
Avg Sent (mos)	0	0.0	0.0	12.0	14.0	0.0	0.0	0.0	48.0	53.5										
Median Sent (mos)	0	0.0	0.0	12.0	14.0	0.0	0.0	0.0	48.0	53.0										
Number	0	0	0	2	2	0	0	0	1	4										
Current SL3	1	3	3	8	4	12	9	12	12.03	16	17	22	22	29	33	43	43	57	51	68
Avg WITR CSL3	0%	0%	0%	100%	50%	0%	0%	0%	0%	36%	15%									
Proposed SL3	2	7	2	9	3	11	4	13	4	16	5	19	6	23	8	27	10	33	11	39
Avg WITR PSL3	0%	0%	0%	89%	88%	0%	0%	0%	0%	165%	152%									
Proposed SL4	2	9	3	11	4	14	5	17	6	20	7	24	8	29	10	35	12	42	14	49
Avg WITR PSL4	0%	0%	0%	58%	57%	0%	0%	0%	0%	120%	113%									
Proposed SL5	3	12	4	14	5	17	6	20	7	24	8	29	10	35	12	42	15	51	18	60
Avg WITR PSL5	0%	0%	0%	43%	41%	0%	0%	0%	0%	92%	85%									

	Number of Convictions	Avg Sent (mos)	Charge File Count (A)	Charge Conviction (A)	Charge File Count (J)	Charge Conviction (J)	Sentence Length Ratio Male/Female defendants
Total Number	9		0	0	0	0	No Charging Data
Gender(M)	7	41.4	0	0	0	0	
Gender(F)	2	12.0	0	0	0	0	Sentence Length Ratio Male/Female defendants
Unk	0	0.0	0	0	0	0	3.45 Male>Female
BIPOC	3	25.3	0	0	0	0	
White	6	39.7	0	0	0	0	Sent Length Ratio BIPOC/White defendants
Unk	0	0.0	0	0	0	0	0.64 White>BIPOC

Retail Theft with Special Circumstances 1

#1 - Leave at SL 3

RCW: **Class: SL:**
9A.56.360(2) B 3

#2 - make 1 SL above Theft 1

NOTE: current grid has only 6 cells that are a prison sentence. Moving to SL 4 or SL 5 would increase that to 8 and 9 cells, respectively.

	0	1	2	3	4	5	6	7	8	9+										
Avg Sent (mos)	2	0.0	0.0	0.0	12.0	0.0	22.0	0.0	0.0	52.5										
Median Sent (mos)	2	0.0	0.0	0.0	12.0	0.0	22.0	0.0	0.0	52.5										
Number	2	0	0	0	1	0	1	0	0	2										
Current SL3	1	3	3	8	4	12	9	12	12.03	16	17	22	22	29	33	43	43	57	51	68
Avg WITR CSL3		50%		0%		0%		0%		0%		0%		0%		0%		0%		9%
Proposed SL3	2	7	2	9	3	11	4	13	4	16	5	19	6	23	8	27	10	33	11	39
Avg WITR PSL3		0%		0%		0%		67%		0%		94%		0%		0%		0%		148%
Proposed SL4	2	9	3	11	4	14	5	17	6	20	7	24	8	29	10	35	12	42	14	49
Avg WITR PSL4		0%		0%		0%		43%		0%		67%		0%		0%		0%		110%
Proposed SL5	3	12	4	14	5	17	6	20	7	24	8	29	10	35	12	42	15	51	18	60
Avg WITR PSL5		-11%		0%		0%		30%		0%		48%		0%		0%		0%		82%

	Number of Convictions	Avg Sent (mos)	Charge File Count (A)	Charge Conviction (A)	Charge File Count (J)	Charge Conviction (J)	
Total Number	6		51	18	3	2	
Gender(M)	6	23.8	39	17	3	1	
Gender(F)	0	0.0	12	1	0	1	Sent Length Ratio BIPOC/White defendants
Unk	0	0.0	0	0	0	0	0.06 White>BIPOC
BIPOC	2	2.0	13	4	1	1	
White	4	34.8	31	11	2	1	
Unk	0	0.0	7	3	0	0	

Possession of Incendiary Device

RCW: **Class: SL:**
9.40.120 B 3

leave at SL 3

NOTE: current grid has only 6 cells that are a prison sentence. Moving to SL 4 or SL 5 would increase that to 8 and 9 cells, respectively.

	0	1	2	3	4	5	6	7	8	9+										
Avg Sent (mos)	2	3.0	8.0	9.0	0.0	0.0	29.0	0.0	0.0	68.0										
Median Sent (mos)	2	3.0	8.0	9.0	0.0	0.0	29.0	0.0	0.0	68.0										
Number	5	2	1	1	0	0	1	0	0	1										
Current SL3	1	3	3	8	4	12	9	12	12.03	16	17	22	22	29	33	43	43	57	51	68
Avg WITR CSL3		50%		0%		50%		0%		100%		0%		100%		0%		0%		100%
Proposed SL3	2	7	2	9	3	11	4	13	4	16	5	19	6	23	8	27	10	33	11	39
Avg WITR PSL3		0%		14%		63%		56%		0%		135%		0%		0%		0%		204%
Proposed SL4	2	9	3	11	4	14	5	17	6	20	7	24	8	29	10	35	12	42	14	49
Avg WITR PSL4		0%		0%		40%		33%		0%		100%		0%		0%		0%		154%
Proposed SL5	3	12	4	14	5	17	6	20	7	24	8	29	10	35	12	42	15	51	18	60
Avg WITR PSL5		-11%		-10%		25%		21%		0%		0%		76%		0%		0%		119%

	Number of Convictions	Avg Sent (mos)	Charge File Count (A)	Charge Conviction (A)	Charge File Count (J)	Charge Conviction (J)	
Total Number	11		64	25	12	2	
Gender(M)	11	11.8	59	24	12	0	
Gender(F)	0	0.0	5	1	0	2	Sent Length Ratio BIPOC/White defendants
Unk	0	0.0	4	1	0	0	0.66 White>BIPOC
BIPOC	1	8.0	7	3	0	0	
White	10	12.2	59	22	12	2	
Unk	0	0.0	3	1	0	0	

SGC Re-ranking Sentencing and Charging Data
12/8/2023

Organized Retail Theft 1

#1 - Leave at SL 3

RCW: 9A.56.350(2) Class: B SL: 3

#2 - make 1 SL above Theft 1

NOTE: current grid has only 6 cells that are a prison sentence. Moving to SL 4 or SL 5 would increase that to 8 and 9 cells, respectively.

	0	1	2	3	4	5	6	7	8	9+										
Avg Sent (mos)	1.74	4.4	5.9	9.4	12.8	19.5	0.0	35.5	43.0	55.5										
Median Sent (mos)	1.24	3.0	6.0	9.0	12.5	19.5	0.0	35.5	43.0	55.5										
Number	6	8	8	9	6	2	0	2	2	2										
Current SL3	1	3	3	8	4	12	9	12	12.03	16	17	22	22	29	33	43	43	57	51	68
Avg WITR CSL3	37%	27%	24%	15%	20%	50%	0%	25%	0%	26%										
Proposed SL3	2	7	2	9	3	11	4	13	4	16	5	19	6	23	8	27	10	33	11	39
Avg WITR PSL3	-5%	34%	37%	60%	74%	104%	0%	145%	0%	159%										
Proposed SL4	2	9	3	11	4	14	5	17	6	20	7	24	8	29	10	35	12	42	14	49
Avg WITR PSL4	-4%	17%	19%	37%	49%	74%	0%	102%	103%	119%										
Proposed SL5	3	12	4	14	5	17	6	20	7	24	8	29	10	35	12	42	15	51	18	60
Avg WITR PSL5	-14%	4%	8%	25%	34%	55%	0%	78%	78%	89%										

	Number of Convictions	Avg Sent (mos)	Charge File Count (A)	Charge Conviction (A)	Charge File Count (J)	Charge Conviction (J)	Sentence Length Ratio Male/Female defendants
Total Number	45		236	114	11	4	2.15 Male>Female
Gender(M)	32	14.8	147	76	6	2	
Gender(F)	13	6.9	89	38	5	2	Sent Length Ratio BIPOC/White defendants
Unk	0	0.0	0	0	0	0	1.58 BIPOC>White
BIPOC	27	14.6	114	55	7	3	
White	18	9.3	107	55	2	1	
Unk	0	0.0	15	4	2	0	

Negligently Causing Substantial bodily Harm by Use of a Signal Preemption Device

RCW: 46.37.674 Class: B SL: 3

leave at 3

	0	1	2	3	4	5	6	7	8	9+										
Avg Sent (mos)	0	0.0	0.0	0.0	0.0	0.0	0.0	0.0	0.0	0.0										
Median Sent (mos)	0	0.0	0.0	0.0	0.0	0.0	0.0	0.0	0.0	0.0										
Number																				
Current SL3	1	3	3	8	4	12	9	12	12.03	16	17	22	22	29	33	43	43	57	51	68
Proposed SL3	2	7	2	9	3	11	4	13	4	16	5	19	6	23	8	27	10	33	11	39
Proposed SL4	2	9	3	11	4	14	5	17	6	20	7	24	8	29	10	35	12	42	14	49

	Number of Convictions	Avg Sent (mos)	Charge File Count (A)	Charge Conviction (A)	Charge File Count (J)	Charge Conviction (J)
Total Number			0	0	0	0
Gender(M)			0	0	0	0
Gender(F)			0	0	0	0
Unk			0	0	0	0
BIPOC			0	0	0	0
White			0	0	0	0
Unk			0	0	0	0

No Charging Data
No Conviction Data; No CFC Code

Mortgage Fraud

RCW: 19.144.080 **Class:** B **SL:** 3
#1 - leave at 3
#2 - make 1 SL above Theft 1
comport with Aggr Theft

NOTE: current grid has only 6 cells that are a prison sentence. Moving to SL 4 or SL 5 would increase that to 8 and 9 cells, respectively.

Avg Sent (mos)	0	0.0	0.0	0.0	0.0	0.0	17.0	28.0	38.0	0.0	60.0									
Median Sent (mos)	0	0.0	0.0	0.0	0.0	0.0	17.0	28.0	38.0	0.0	60.0									
Number	0	0	0	0	0	0	1	1	2	0	1									
Current SL3	1	3	8	4	12	9	12	12.03	16	17	22	22	29	33	43	43	57	51	68	
Avg WITR CSL3	-50%	0%	0%	0%	0%	0%	0%	0%	86%	50%	0%	53%								
Proposed SL3	2	7	2	9	3	11	4	13	4	16	5	19	6	23	8	27	10	33	11	39
Avg WITR PSL3	-40%	0%	0%	0%	0%	0%	0%	86%	129%	158%	0%	175%								
Proposed SL4	2	9	3	11	4	14	5	17	6	20	7	24	8	29	10	35	12	42	14	49
Avg WITR PSL4	-29%	0%	0%	0%	0%	0%	0%	59%	95%	112%	0%	131%								
Proposed SL5	3	12	4	14	5	17	6	20	7	24	8	29	10	35	12	42	15	51	18	60
Avg WITR PSL5	-33%	0%	0%	0%	0%	0%	43%	72%	87%	0%	100%									

	Number of Convictions	Avg Sent (mos)	Charge File Count (A)	Charge Conviction (A)	Charge File Count (J)	Charge Conviction (J)	Sentence Length Ratio Male/Female defendants
Total Number	5		56	56	1	0	2.01 Male>Female
Gender(M)	3	45.3	36	36	0	0	
Gender(F)	2	22.5	20	20	1	0	Sent Length Ratio BIPOC/White defendants
Unk	0	0.0	0	0	0	0	0.89 White>BIPOC
BIPOC	1	33.0	15	5	1	0	
White	4	37.0	38	50	0	0	
Unk	0	0.0	3	1	0	0	

Malicious Injury to Railroad Property

RCW: 81.60.070 **Class:** B **SL:** 3
leave at 3

Keep at SL 3:
- Average sentence exceeds new range 1/4 columns (CHS 9+) (1 sentences, 17%)
- Average sentence below new range 1/4 columns (CHS 0) (2 sentences, 33%)
- Absolute minimum increases from 1 to 2
- Absolute maximum decreases from 68 to 39

Avg Sent (mos)	1.5	0.0	8.0	0.0	16.0	0.0	0.0	0.0	0.0	0.0	51.0									
Median Sent (mos)	1.5	0.0	8.0	0.0	16.0	0.0	0.0	0.0	0.0	0.0	51.0									
Number	2	0	2	0	1	0	0	0	0	0	1									
Current SL3	1	3	8	4	12	9	12	12.03	16	17	22	22	29	33	43	43	57	51	68	
Avg WITR CSL3	25%	0%	50%	0%	100%	0%	0%	0%	0%	0%	0%									
Proposed SL3	2	7	2	9	3	11	4	13	4	16	5	19	6	23	8	27	10	33	11	39
Avg WITR PSL3	0%	0%	0%	0%	100%	0%	0%	0%	0%	0%	0%									
Proposed SL4	2	9	3	11	4	14	5	17	6	20	7	24	8	29	10	35	12	42	14	49
Avg WITR PSL4	-7%	0%	40%	0%	71%	0%	0%	0%	0%	0%	106%									
Proposed SL5	3	12	4	14	5	17	6	20	7	24	8	29	10	35	12	42	15	51	18	60
Avg WITR PSL5	-17%	0%	25%	0%	53%	0%	0%	0%	0%	0%	79%									

Move to SL 4:
- Average sentence exceeds new range 1/4 columns (CHS 9+) (1 sentences, 17%)
- Average sentence below new range 1/4 columns (CHS 0) (2 sentences, 33%)
- Absolute minimum increases from 1 to 2
- Absolute maximum decreases from 68 to 49

Move to SL 5:
- Average sentence below new range 1/4 columns (CHS 0) (2 sentences, 33%)
- Absolute minimum increases from 1 to 3
- Absolute maximum decreases from 68 to 60

	Number of Convictions	Avg Sent (mos)	Charge File Count (A)	Charge Conviction (A)	Charge File Count (J)	Charge Conviction (J)	Sentence Length Ratio Male/Female defendants
Total Number	6		18	8	0	2	1.23 Male>Female
Gender(M)	5	14.8	16	7	0	2	
Gender(F)	1	12.0	2	1	0	0	
Unk	0	0.0	0	0	0	0	
BIPOC	0	0.0	3	0	0	0	
White	6	14.3	12	7	0	2	
Unk	0	0.0	3	1	0	0	

NOTE: current grid has only 6 cells that are a prison sentence. Moving to SL 4 or SL 5 would increase that to 8 and 9 cells, respectively.

Intimidating a Public Servant

RCW: 9A.76.180 Class: B SL: 3 leave at 3

NOTE: current grid has only 6 cells that are a prison sentence. Moving to SL 4 or SL 5 would increase that to 8 and 9 cells, respectively.

	0	1	2	3	4	5	6	7	8	9+										
Avg Sent (mos)	1.59	4.0	5.1	9.6	12.9	19.5	22.0	37.7	0.0	59.8										
Median Sent (mos)	1.48	3.0	4.0	9.0	12.0	19.5	22.0	39.0	0.0	60.0										
Number	21	14	9	5	7	2	1	3	0	5										
Current SL3	1	3	3	8	4	12	9	12	3	16	17	22	22	29	33	43	43	57	51	68
Avg WITR CSL3	30%	20%	14%	20%	76%	50%	0%	47%	0%	52%										
Proposed SL3	2	7	2	9	3	11	4	13	4	16	5	19	6	23	8	27	10	33	11	39
Avg WITR PSL3	-8%	29%	26%	62%	74%	104%	94%	156%	0%	174%										
Proposed SL4	2	9	3	11	4	14	5	17	6	20	7	24	8	29	10	35	12	42	14	49
Avg WITR PSL4	-6%	13%	11%	38%	49%	74%	67%	111%	0%	131%										
Proposed SL5	3	12	4	14	5	17	6	20	7	24	8	29	10	35	12	42	15	51	18	60
Avg WITR PSL5	-16%	0%	1%	26%	35%	55%	48%	86%	0%	100%										

	Number of Convictions	Avg Sent (mos)	Charge File Count (A)	Charge Conviction (A)	Charge File Count (J)	Charge Conviction (J)	Sentence Length Ratio Male/Female defendants
Total Number	67		420	121	31	7	2.87 Male>Female
Gender(M)	64	11.5	396	119	30	7	
Gender(F)	3	4.0	21	2	1	0	Sent Length Ratio BIPOC/White defendants
Unk	0	0.0	3	0	0	0	0.65 White>BIPOC
BIPOC	16	8.0	58	16	1	1	
White	51	12.2	313	95	25	6	
Unk	0	0.0	49	10	5	0	

Burglary 2

RCW: 9A.52.030 Class: B SL: 3 Leave at SL 3

Keep at SL 3:
 - Average sentence exceeds new range 4/10 columns (CHS 6-9+) (1784 sentences, 25%)
 - Average sentence below new range 1/10 columns (CHS 0) (1618 sentences, 23%)
 - Absolute minimum increases from 1 to 2
 - Absolute maximum decreases from 68 to 39

	0	1	2	3	4	5	6	7	8	9+										
Avg Sent (mos)	1.33	3.8	5.6	9.7	12.9	18.4	24.2	35.4	46.7	57.9										
Median Sent (mos)	1	3.0	4.0	9.0	12.0	17.0	23.0	33.0	43.0	59.0										
Number	1446	883	915	397	651	419	347	226	146	817										
Current SL3	1	3	3	8	4	12	9	12	12.03	16	17	22	22	29	33	43	43	57	51	68
Avg WITR CSL3	17%	16%	20%	25%	21%	28%	32%	24%	27%	41%										
Proposed SL3	2	7	2	9	3	11	4	13	4	16	5	19	6	23	8	27	10	33	11	39
Avg WITR PSL3	-13%	26%	33%	64%	74%	96%	107%	144%	160%	168%										
Proposed SL4	2	9	3	11	4	14	5	17	6	20	7	24	8	29	10	35	12	42	14	49
Avg WITR PSL4	-10%	10%	16%	40%	49%	67%	77%	102%	116%	126%										
Proposed SL5	3	12	4	14	5	17	6	20	7	24	8	29	10	35	12	42	15	51	18	60
Avg WITR PSL5	-19%	-2%	5%	27%	34%	50%	57%	78%	88%	95%										

Move to SL 4:
 - Average sentence exceeds new range 2/10 columns (CHS 8-9+) (1130 sentences, 16%)
 - Average sentence below new range 1/10 columns (CHS 0) (1618 sentences, 23%)
 - Absolute minimum increases from 1 to 2
 - Absolute maximum decreases from 68 to 49

	Number of Convictions	Avg Sent (mos)	Charge File Count (A)	Charge Conviction (A)	Charge File Count (J)	Charge Conviction (J)	Sentence Length Ratio Male/Female defendants
Total Number	6247		13244	9211	2292	1027	1.71 Male>Female
Gender(M)	5225	17.3	10723	7712	2134	969	
Gender(F)	1022	10.2	2517	1495	156	57	Sent Length Ratio BIPOC/White defendants
Unk	0	0.0	4	4	2	1	0.93 White>BIPOC
BIPOC	1230	15.2	1663	1305	487	248	
White	5005	16.4	10839	7364	1588	677	
Unk	12	5.5	742	542	217	102	

Move to SL 5:
 - Average sentence below new range 2/10 columns (CHS 0-1) (2599 sentences, 37%)
 - Absolute minimum increases from 1 to 3
 - Absolute maximum decreases from 68 to 60

NOTE: current grid has only 6 cells that are a prison sentence. Moving to SL 4 or SL 5 would increase that to 8 and 9 cells, respectively.

Animal Fighting - Mutilation

Leave at SL 3

RCW: 16.52.117(2)(b) **Class:** B **SL:** Currently Unranked; Recommend SL 3

0	1	2	3	4	5	6	7	8	9+
---	---	---	---	---	---	---	---	---	----

Avg Sent (mos)
Median Sent (mos)
Number

Current SL3	1	3	3	8	4	12	9	12	12.03	16	17	22	22	29	33	43	43	57	51	68
Proposed SL3	2	7	2	9	3	11	4	13	4	16	5	19	6	23	8	27	10	33	11	39
Proposed SL4	2	9	3	11	4	14	5	17	6	20	7	24	8	29	10	35	12	42	14	49

	Number of Convictions	Avg Sent (mos)	Charge File Count (A)	Charge Conviction (A)	Charge File Count (J)	Charge Conviction (J)	
Total Number			0	0	0	0	<p>No Charging Data FY2000-FY2020</p> <p>REASON: This is a serious offense that ought to be ranked. At a seriousness level 3, a person would need a criminal history score of 2 to have a sentence range similar to that of an unranked offense. To make it commensurate to Animal Cruelty 1 (C) and Animal Fighting (C), the recommendation is to rank it at seriousness level 3.</p>
Gender(M)			0	0	0	0	
Gender(F)			0	0	0	0	
Unk			0	0	0	0	
BIPOC			0	0	0	0	
White			0	0	0	0	
Unk			0	0	0	0	

Unlawful Selling of Ephedrine, Pseudoephedrine or Phenylpropranolamine by a Wholesaler

Increase to SL 9 to comport with Mfg of Meth (DG III)

RCW: 18.64.046(7) **Class:** Current Class C; Recommend Class B **SL:** Currently Unranked; Recommend SL 3

0	1	2	3	4	5	6	7	8	9+
---	---	---	---	---	---	---	---	---	----

Avg Sent (mos)
Median Sent (mos)
Number

Current SL3	1	3	3	8	4	12	9	12	12.03	16	17	22	22	29	33	43	43	57	51	68
Proposed SL3	2	7	2	9	3	11	4	13	4	16	5	19	6	23	8	27	10	33	11	39
Proposed SL4	2	9	3	11	4	14	5	17	6	20	7	24	8	29	10	35	12	42	14	49

	Number of Convictions	Avg Sent (mos)	Charge File Count (A)	Charge Conviction (A)	Charge File Count (J)	Charge Conviction (J)	
Total Number			0	0	0	0	<p>No Charging Data FY2000-2020</p> <p>REASON: This offense should be ranked the same as Manufacture of Methamphetamine (RCW 69.50.401(2)(b) – class B, SL 3) so as not to punish companies more leniently for illegally selling precursor drugs than individuals who sell the final product.</p>
Gender(M)			0	0	0	0	
Gender(F)			0	0	0	0	
Unk			0	0	0	0	
BIPOC			0	0	0	0	
White			0	0	0	0	
Unk			0	0	0	0	

Use or Investment of Proceeds from Mortgage Fraud Activities

RCW: 19.144.100(1) Class: B SL: Currently Unranked; Recommend SL 3 leave at 3

0	1	2	3	4	5	6	7	8	9+
---	---	---	---	---	---	---	---	---	----

Avg Sent (mos)
Median Sent (mos)
Number

Current SL3	1	3	3	8	4	12	9	12	12.03	16	17	22	22	29	33	43	43	57	51	68
Proposed SL3	2	7	2	9	3	11	4	13	4	16	5	19	6	23	8	27	10	33	11	39
Proposed SL4	2	9	3	11	4	14	5	17	6	20	7	24	8	29	10	35	12	42	14	49

	Number of Convictions	Avg Sent (mos)	Charge File Count (A)	Charge Conviction (A)	Charge File Count (J)	Charge Conviction (J)
Total Number			0	0	0	0
Gender(M)			0	0	0	0
Gender(F)			0	0	0	0
Unk			0	0	0	0
BIPOC			0	0	0	0
White			0	0	0	0
Unk			0	0	0	0

No Charging Data FY2000-FY2020

REASON: This is a serious crime if done knowingly. Based on pattern of activity, this is more serious than one-time Theft 1 (SL 2).

Control of Real Property Resulting from Mortgage Fraud Activities

RCW: 19.144.100(2) Class: B SL: Currently Unranked; Recommend SL 3 leave at 3

0	1	2	3	4	5	6	7	8	9+
---	---	---	---	---	---	---	---	---	----

Avg Sent (mos)
Median Sent (mos)
Number

Current SL3	1	3	3	8	4	12	9	12	12.03	16	17	22	22	29	33	43	43	57	51	68
Proposed SL3	2	7	2	9	3	11	4	13	4	16	5	19	6	23	8	27	10	33	11	39
Proposed SL4	2	9	3	11	4	14	5	17	6	20	7	24	8	29	10	35	12	42	14	49

	Number of Convictions	Avg Sent (mos)	Charge File Count (A)	Charge Conviction (A)	Charge File Count (J)	Charge Conviction (J)
Total Number			0	0	0	0
Gender(M)			0	0	0	0
Gender(F)			0	0	0	0
Unk			0	0	0	0
BIPOC			0	0	0	0
White			0	0	0	0
Unk			0	0	0	0

No Charging Data FY2000-FY2020

REASON: This is a serious crime if done knowingly. Based on pattern of activity, this is more serious than one-time Theft 1 (SL 2).

SGC Re-ranking Sentencing and Charging Data
12/8/2023

Vehicle Prowling 2 (Third or Subsequent Offense)

#1 - Move to SL 5

RCW: Class: SL:
C 4

	0	1	2	3	4	5	6	7	8	9+										
Avg Sent (mos)	3.0	0.0		13.7	15.0	0.0	0.0	43.0	53.0	60.0										
Median Sent (mos)	3.0	0.0	12.0	13.0	15.0	0.0	0.0	43.0	53.0	60.0										
Number	1	0	1	6	2	0	0	1	1	15										
Current SL4	3	9	6	12	12.03	14	13	17	15	20	22	29	33	43	43	57	53	70	63	84
Avg WITR CSL4	0%	0%		-611%		17%	0%	0%	0%	0%	0%	0%	0%	0%	0%	0%	0%	0%	0%	-14%
Proposed SL4	2	9	3	11	4	14	5	17	6	20	7	24	8	29	10	35	12	42	14	49
Avg WITR PSL4		14%	0%		-40%	72%	64%	0%	0%	132%	137%	131%								
Proposed SL5	3	12	4	14	5	17	6	20	7	24	8	29	10	35	12	42	15	51	18	60
Avg WITR PSL5	0%	0%		-42%	55%	47%	0%	0%	103%	106%	100%									
Proposed SL6	12	20	14	23	16	27	18	31	21	36	24	41	28	47	32	54	37	63	45	75
Avg WITR PSL6	-113%	0%		-145%	-33%	-40%	0%	0%	50%	62%	50%									

CLASS B

	Number of		Charge File		Charge		
	Convictions	Avg Sent (mos)	Count (A)	Conviction (A)	Count (I)	Conviction (I)	
Total Number	27		190	98	3	3	Sentence Length Ratio for Male and Female Defendants 2.84 Male>Female
Gender(M)	26	42.6	182	89	3	3	
Gender(F)	1	15.0	8	9	0	0	
Unk	0	0.0	0	0	0	0	Sentence Length Ratio for BIPOC and White Defendants 0.30 White>BIPOC
BIPOC	2	13.0	40	23	0	0	
White	25	43.9	144	73	3	3	
Unk	0	0.0	6	2	0	0	

Physical Control of a Vehicle while under the Influence

Comport with Felony DUI (B/SL 6)

RCW: 46.61.504(6) Class: SL: C 4

	0	1	2	3	4	5	6	7	8	9+										
Avg Sent (mos)	0.0	0.0	12.0	13.0	0.0	0.0	0.0	50.0	60.0	0.0										
Median Sent (mos)	0.0	0.0	12.0	13.0	0.0	0.0	0.0	50.0	60.0	0.0										
Number	0	0	1	1	0	0	0	1	1	0										
Current SL4	3	9	6	12	12.03	14	13	17	15	20	22	29	33	43	43	57	53	70	63	84
Avg WITR CSL4	0%	0%	0%	0%	0%	0%	0%	0%	0%	0%	0%	0%	0%	50%	50%	41%	0%	0%	0%	
Proposed SL4	2	9	3	11	4	14	5	17	6	20	7	24	8	29	10	35	12	42	14	49
Avg WITR PSL4	0%	0%	80%	67%	0%	0%	0%	0%	0%	160%	160%	0%	0%	0%	0%	0%	0%	0%	0%	
Proposed SL5	3	12	4	14	5	17	6	20	7	24	8	29	10	35	12	42	15	51	18	60
Avg WITR PSL5	0%	0%	59%	50%	0%	0%	0%	0%	0%	127%	125%	0%	0%	0%	0%	0%	0%	0%	0%	
Proposed SL6	12	20	14	23	16	27	18	31	21	36	24	41	28	47	32	54	37	63	45	75
Avg WITR PSL6	0%	0%	-36%	-38%	0%	0%	0%	0%	0%	82%	88%	0%	0%	0%	0%	0%	0%	0%	0%	

	Number of Convictions	Avg Sent (mos)	Charge File Count (A)	Charge Conviction (A)	Charge File Count (J)	Charge Conviction (J)
Total Number	4		35	24	0	0
Gender(M)	4	33.8	35	22	0	0
Gender(F)	0	0.0	0	2	0	0
Unk	0	0.0	0	0	0	0
BIPOC	0	0.0	6	3	0	0
White	4	33.8	26	20	0	0
Unk	0	0.0	3	1	0	0

Influencing Outcome of Sporting Event

Keep at SL 4

RCW: 9A.82.070 Class: SL: C 4

	0	1	2	3	4	5	6	7	8	9+										
Avg Sent (mos)	0.0	0.0	0.0	0.0	0.0	0.0	0.0	0.0	0.0	0.0										
Median Sent (mos)	0.0	0.0	0.0	0.0	0.0	0.0	0.0	0.0	0.0	0.0										
Number	3	9	6	12	12.03	14	13	17	15	20	22	29	33	43	43	57	53	70	63	84
Proposed SL4	2	9	3	11	4	14	5	17	6	20	7	24	8	29	10	35	12	42	14	49
Proposed SL5	3	12	4	14	5	17	6	20	7	24	8	29	10	35	12	42	15	51	18	60

	Number of Convictions	Avg Sent (mos)	Charge File Count (A)	Charge Conviction (A)	Charge File Count (J)	Charge Conviction (J)
Total Number			0	0	0	0
Gender(M)			0	0	0	0
Gender(F)			0	0	0	0
Unk			0	0	0	0
BIPOC			0	0	0	0
White			0	0	0	0
Unk			0	0	0	0

No Charging Data
No Conviction Data

Indecent Exposure to a Person under Age 14 (Subsequent/Sex Offense)

RCW: 9A.88.010(2)(c) Class: SL: C 4 Move to SL 5

	0	1	2	3	4	5	6	7	8	9+										
Avg Sent (mos)	4.6	6.7	12.8	14.2	16.0	23.8	33.0	43.0	54.5	62.8										
Median Sent (mos)	4.2	6.0	12.5	14.0	15.0	22.0	33.0	43.0	54.5	60.0										
Number	35	9	6	9	5	4	1	1	2	5										
Current SL4	3	9	6	12	12.03	14	13	17	15	20	22	29	33	43	43	57	53	70	63	84
Avg WITR CSL4	26%	11%	41%	31%	20%	25%	0%	0%	9%	-1%										
Proposed SL4	2	9	3	11	4	14	5	17	6	20	7	24	8	29	10	35	12	42	14	49
Avg WITR PSL4	37%	46%	88%	77%	71%	99%	119%	132%	142%	139%										
Proposed SL5	3	12	4	14	5	17	6	20	7	24	8	29	10	35	12	42	15	51	18	60
Avg WITR PSL5	18%	27%	65%	59%	53%	75%	92%	103%	110%	107%										
Proposed SL6	12	20	14	23	16	27	18	31	21	36	24	41	28	47	32	54	37	63	45	75
Avg WITR PSL6	-93%	-82%	-29%	-29%	-33%	-1%	26%	50%	67%	59%										

	Number of Convictions	Avg Sent (mos)	Charge File Count (A)	Charge Conviction (A)	Charge File Count (J)	Charge Conviction (J)	
Total Number	77		284	187	6	5	
Gender(M)	77	14.3	282	186	6	5	
Gender(F)	0	0.0	2	1	0	0	
Unk	0	0.0	0	0	0	0	
BIPOC	24	11.4	86	57	4	2	Sentence Length Ratio for BIPOC and White Defendants 0.73 White>BIPOC
White	52	15.5	186	125	2	3	
Unk	1	22.0	12	5	0	0	

Hit and Run with Vessel - Injury Accident Move to SL 5 - comport with auto offense

RCW: 79A.60.200(3) Class: SL: C 4

	0	1	2	3	4	5	6	7	8	9+										
Avg Sent (mos)	0.0	0.0	0.0	0.0	0.0	0.0	0.0	0.0	0.0	0.0										
Median Sent (mos)	0.0	0.0	0.0	0.0	0.0	0.0	0.0	0.0	0.0	0.0										
Number	3	9	6	12	12.03	14	13	17	15	20	22	29	33	43	43	57	53	70	63	84
Current SL4	3	9	6	12	12.03	14	13	17	15	20	22	29	33	43	43	57	53	70	63	84
Proposed SL4	2	9	3	11	4	14	5	17	6	20	7	24	8	29	10	35	12	42	14	49
Proposed SL5	3	12	4	14	5	17	6	20	7	24	8	29	10	35	12	42	15	51	18	60

	Number of Convictions	Avg Sent (mos)	Charge File Count (A)	Charge Conviction (A)	Charge File Count (J)	Charge Conviction (J)	
Total Number			1	2	0	0	No Conviction Data
Gender(M)			1	2	0	0	
Gender(F)			0	0	0	0	
Unk			0	0	0	0	
BIPOC			0	1	0	0	
White			0	1	0	0	
Unk			1	0	0	0	

SGC Re-ranking Sentencing and Charging Data
12/8/2023

Hit and Run - Injury

Move to SL 5 - comport with Veh Assault - RM

RCW: 46.52.020(4)(b)
Class: SL: C 4

	0	1	2	3	4	5	6	7	8	9+
Avg Sent (mos)	4.5	7.4	12.6	13.5	16.2	24.7	34.9	46.5	58.6	60.9
Median Sent (mos)	3.7	6.0	12.0	13.0	15.0	24.0	33.0	43.0	60.0	60.0
Number	53	39	58	41	37	35	18	12	5	24

Current SL4	3	9	6	12	12.03	14	13	17	15	20	22	29	33	43	43	57	53	70	63	84
Avg WITR CSL4	24%	23%	30%	13%	25%	39%	19%	25%	33%	-10%										
Proposed SL4	2	9	3	11	4	14	5	17	6	20	7	24	8	29	10	35	12	42	14	49
Avg WITR PSL4	35%	55%	88%	71%	73%	104%	128%	146%	155%	134%										
Proposed SL5	3	12	4	14	5	17	6	20	7	24	8	29	10	35	12	42	15	51	18	60
Avg WITR PSL5	16%	34%	64%	54%	54%	80%	100%	115%	121%	102%										
Proposed SL6	12	20	14	23	16	27	18	31	21	36	24	41	28	47	32	54	37	63	45	75
Avg WITR PSL6	-94%	-73%	-31%	-34%	-32%	4%	37%	66%	88%	53%										

	Number of Convictions	Avg Sent (mos)	Charge File Count (A)	Charge Conviction (A)	Charge File Count (J)	Charge Conviction (J)	
Total Number	322		1780	824	75	34	Sentence Length Ratio for Male and Female Defendants
Gender(M)	274	20.2	1417	673	56	27	1.44 Male>Female
Gender(F)	48	14.1	360	149	19	7	
Unk	0	0.0	3	2	0	0	Sentence Length Ratio for BIPOC and White Defendants
BIPOC	85	17.4	297	140	13	9	0.87 White>BIPOC
White	236	20.0	1258	593	52	21	
Unk	1	6.0	225	91	10	4	

Keep at SL 4:
- Average sentence exceeds new range 5/10 columns (CHS 5-9+) (94 sentences, 29%)
- Absolute minimum decreases from 3 to 2
- Absolute maximum decreases from 84 to 49

Move to SL 5:
- Average sentence exceeds new range 3/10 columns (CHS 7, 8, 9+) (41 sentences, 13%)
- Average sentence below new range 0/10 columns
- Absolute minimum stays the same at 3
- Absolute maximum decreases from 84 to 60

Move to SL 6:
- Average sentence exceeds new range 0/10 columns
- Average sentence below new range 5/10 columns (CHS 0-4) (228 sentences, 71%)
- Absolute minimum increases from 3 to 12
- Absolute maximum decreases from 84 to 75

Hate Crime

Move to SL 5

RCW: 9A.36.080
Class: SL: C 4

	0	1	2	3	4	5	6	7	8	9+
Avg Sent (mos)	4.4	7.5	12.8	13.0	18.3	27.6	33.0	50.0	0.0	60.0
Median Sent (mos)	3.0	6.8	13.0	13.0	20.0	29.0	33.0	50.0	0.0	60.0
Number	16	18	9	3	3	5	1	1	0	4

Current SL4	3	9	6	12	12.03	14	13	17	15	20	22	29	33	43	43	57	53	70	63	84
Avg WITR CSL4	23%	25%	39%	0%	67%	80%	0%	50%	0%	-14%										
Proposed SL4	2	9	3	11	4	14	5	17	6	20	7	24	8	29	10	35	12	42	14	49
Avg WITR PSL4	34%	56%	88%	67%	88%	121%	119%	160%	0%	131%										
Proposed SL5	3	12	4	14	5	17	6	20	7	24	8	29	10	35	12	42	15	51	18	60
Avg WITR PSL5	15%	35%	65%	50%	67%	93%	92%	127%	0%	100%										
Proposed SL6	12	20	14	23	16	27	18	31	21	36	24	41	28	47	32	54	37	63	45	75
Avg WITR PSL6	-95%	-73%	-29%	-38%	-18%	21%	26%	82%	-142%	50%										

	Number of Convictions	Avg Sent (mos)	Charge File Count (A)	Charge Conviction (A)	Charge File Count (J)	Charge Conviction (J)	
Total Number	60		257	79	55	18	Sentence Length Ratio for Male and Female Defendants
Gender(M)	53	15.4	233	75	47	17	1.90 Male>Female
Gender(F)	7	8.1	22	4	8	1	
Unk	0	0.0	2	0	0	0	Sentence Length Ratio for BIPOC and White Defendants
BIPOC	16	16.4	41	11	12	1	1.31 BIPOC>White
White	44	12.5	205	62	39	16	
Unk	0	0.0	11	6	4	1	

SGC Re-ranking Sentencing and Charging Data
12/8/2023

Counterfeiting

Keep at SL 4 - commensurate to Assault 3

RCW: 9.16.035(4) Class: SL: C 4

	0	1	2	3	4	5	6	7	8	9+										
Avg Sent (mos)	0.0	0.0	0.0	0.0	0.0	0.0	0.0	0.0	0.0	0.0										
Median Sent (mos)	0.0	0.0	0.0	0.0	0.0	0.0	0.0	0.0	0.0	0.0										
Number																				
Current SL4	3	9	6	12	12.03	14	13	17	15	20	22	29	33	43	43	57	53	70	63	84
Proposed SL4	2	9	3	11	4	14	5	17	6	20	7	24	8	29	10	35	12	42	14	49
Proposed SL5	3	12	4	14	5	17	6	20	7	24	8	29	10	35	12	42	15	51	18	60

	Number of Convictions	Avg Sent (mos)	Charge File Count (A)	Charge Conviction (A)	Charge File Count (J)	Charge Conviction (J)
Gender(M)			0	0	0	0
Gender(F)			0	0	0	0
Unk			0	0	0	0
BIPOC			0	0	0	0
White			0	0	0	0
Unk			0	0	0	0

No Convictions

Cheating 1

Keep at SL 4

RCW: 9.46.1961 Class: SL: C 4

	0	1	2	3	4	5	6	7	8	9+										
Avg Sent (mos)	9.0	0.0	0.0	0.0	0.0	0.0	0.0	0.0	0.0	0.0										
Median Sent (mos)	9.0	0.0	0.0	0.0	0.0	0.0	0.0	0.0	0.0	0.0										
Number	1	0	0	0	0	0	0	0	0	0										
Current SL4	3	9	6	12	12.03	14	13	17	15	20	22	29	33	43	43	57	53	70	63	84
Avg WITR CSL4	<div style="width: 100%; background-color: green;">100%</div>	0%	0%	0%	0%	0%	0%	0%	0%	0%	0%	0%	0%	0%	0%	0%	0%	0%	0%	0%
Proposed SL4	2	9	3	11	4	14	5	17	6	20	7	24	8	29	10	35	12	42	14	49
Avg WITR PSL4	<div style="width: 100%; background-color: green;">100%</div>	0%	0%	0%	0%	0%	0%	0%	0%	0%	0%	0%	0%	0%	0%	0%	0%	0%	0%	0%
Proposed SL5	3	12	4	14	5	17	6	20	7	24	8	29	10	35	12	42	15	51	18	60
Avg WITR PSL5	<div style="width: 67%; background-color: green;">67%</div>	0%	0%	0%	0%	0%	0%	0%	0%	0%	0%	0%	0%	0%	0%	0%	0%	0%	0%	0%

	Number of Convictions	Avg Sent (mos)	Charge File Count (A)	Charge Conviction (A)	Charge File Count (J)	Charge Conviction (J)
Total Number	1		7	1	0	0
Gender(M)	1	9.0	2	1	0	0
Gender(F)	0	0.0	5	0	0	0
Unk	0	0.0	0	0	0	0
BIPOC	1	9.0	5	1	0	0
White	0	0.0	1	0	0	0
Unk	0	0.0	1	0	0	0

SGC Re-ranking Sentencing and Charging Data
12/8/2023

Assault 4 (Third Domestic Violence Offense)

Move to SL 5 - commensurate to NCO

RCW: 9A.36.041(3) Class: SL: C 4

	0	1	2	3	4	5	6	7	8	9+										
Avg Sent (mos)	0.0	0.0	0.0	17.0	0.0	0.0	0.0	0.0	0.0	0.0										
Median Sent (mos)	0.0	0.0	0.0	17.0	0.0	0.0	0.0	0.0	0.0	0.0										
Number	0	0	0	1	0	0	0	0	0	0										
Current SL4	3	9	6	12	12.03	14	13	17	15	20	22	29	33	43	43	57	53	70	63	84
Avg WITR CSL4	0%	0%	0%	100%	0%	0%	0%	0%	0%	0%	0%	0%	0%	0%	0%	0%	0%	0%	0%	0%
Proposed SL4	2	9	3	11	4	14	5	17	6	20	7	24	8	29	10	35	12	42	14	49
Avg WITR PSL4	0%	0%	0%	100%	0%	0%	0%	0%	0%	0%	0%	0%	0%	0%	0%	0%	0%	0%	0%	0%
Proposed SL5	3	12	4	14	5	17	6	20	7	24	8	29	10	35	12	42	15	51	18	60
Avg WITR PSL5	0%	0%	0%	79%	0%	0%	0%	0%	0%	0%	0%	0%	0%	0%	0%	0%	0%	0%	0%	0%

	Number of Convictions	Avg Sent (mos)	Charge File Count (A)	Charge Conviction (A)	Charge File Count (J)	Charge Conviction (J)
Total Number	1		19	10	0	0
Gender(M)	1	17.0	18	10	0	0
Gender(F)	0	0.0	1	0	0	0
Unk	0	0.0	0	0	0	0
BIPOC	0	0.0	5	3	0	0
White	1	17.0	10	6	0	0
Unk	0	0.0	4	1	0	0

Assault 3 - of a Peace Officer with a Projectile Stun Gun

Move to SL 5 - make 1 SL above Assault 3 - Excl

RCW: 9A.36.031(1)(h) Class: SL: C 4

	0	1	2	3	4	5	6	7	8	9+										
Avg Sent (mos)	6.0	0.0	0.0	13.0	0.0	0.0	33.0	0.0	0.0	0.0										
Median Sent (mos)	6.0	0.0	0.0	13.0	0.0	0.0	33.0	0.0	0.0	0.0										
Number	1	0	0	1	0	0	1	0	0	0										
Current SL4	3	9	6	12	12.03	14	13	17	15	20	22	29	33	43	43	57	53	70	63	84
Avg WITR CSL4	50%	0%	0%	0%	0%	0%	0%	0%	0%	0%	0%	0%	0%	0%	0%	0%	0%	0%	0%	0%
Proposed SL4	2	9	3	11	4	14	5	17	6	20	7	24	8	29	10	35	12	42	14	49
Avg WITR PSL4	57%	0%	0%	67%	0%	0%	119%	0%	0%	0%	0%	0%	0%	0%	0%	0%	0%	0%	0%	0%
Proposed SL5	3	12	4	14	5	17	6	20	7	24	8	29	10	35	12	42	15	51	18	60
Avg WITR PSL5	33%	0%	0%	50%	0%	0%	92%	0%	0%	0%	0%	0%	0%	0%	0%	0%	0%	0%	0%	0%

	Number of Convictions	Avg Sent (mos)	Charge File Count (A)	Charge Conviction (A)	Charge File Count (J)	Charge Conviction (J)
Total Number	3		72	18	4	0
Gender(M)	3	17.3	45	15	2	0
Gender(F)	0	0.0	27	3	2	0
Unk	0	0.0	0	0	0	0
BIPOC	2	9.5	17	3	1	0
White	1	33.0	50	15	1	0
Unk	0	0.0	5	0	2	0

Sentence Length Ratio for BIPOC and White Defendants
0.29 White>BIPOC

Luring of a Child or Developmentally Disabled Person

Make 1 SL below Kidnapping 2

RCW: 9A.40.090 **Class: SL:** C Currently unranked; Recommend SL 4

0	1	2	3	4	5	6	7	8	9+
---	---	---	---	---	---	---	---	---	----

Avg Sent (mos)
Median Sent (mos)
Number

Current SL4	3	9	6	12	12.03	14	13	17	15	20	22	29	33	43	43	57	53	70	63	84
Proposed SL4	2	9	3	11	4	14	5	17	6	20	7	24	8	29	10	35	12	42	14	49
Proposed SL5	3	12	4	14	5	17	6	20	7	24	8	29	10	35	12	42	15	51	18	60

	Number of Convictions	Avg Sent (mos)	Charge File Count (A)	Charge Conviction (A)	Charge File Count (J)	Charge Conviction (J)	
Total Number	270		0	0	0	0	<p>Convictions and charging data for FY00-20</p> <p>REASON: Because this offense pertains to vulnerable persons, the SGC believes it is appropriate that this offense be ranked.</p>
Gender(M)			0	0	0	0	
Gender(F)			0	0	0	0	
Unk			0	0	0	0	
BIPOC			0	0	0	0	
White			0	0	0	0	
Unk			0	0	0	0	

Threats Against Governor or Family

Make 1 SL above Harassment

RCW: 9A.36.090 **Class: SL:** C Currently unranked; Recommend SL 4

0	1	2	3	4	5	6	7	8	9+
---	---	---	---	---	---	---	---	---	----

Avg Sent (mos)
Median Sent (mos)
Number

Current SL4	3	9	6	12	12.03	14	13	17	15	20	22	29	33	43	43	57	53	70	63	84
Proposed SL4	2	9	3	11	4	14	5	17	6	20	7	24	8	29	10	35	12	42	14	49
Proposed SL5	3	12	4	14	5	17	6	20	7	24	8	29	10	35	12	42	15	51	18	60

	Number of Convictions	Avg Sent (mos)	Charge File Count (A)	Charge Conviction (A)	Charge File Count (J)	Charge Conviction (J)	
Total Number	11		0	26	0	0	<p>Convictions and charging data for FY00-20</p> <p>REASON: The SGC considers this a serious offense that should be ranked.</p>
Gender(M)			0	0	0	0	
Gender(F)			0	0	0	0	
Unk			0	0	0	0	
BIPOC			0	0	0	0	
White			0	0	0	0	
Unk			0	0	0	0	

Vehicular Assault - Reckless Manner or DUI

#1 - Move to SL 5
#2 = increase to SL 6 w/prior violent

RCW: **Class: SL:**
B 4

	0	1	2	3	4	5	6	7	8	9+										
Avg Sent (mos)	4.93	8.4	12.7	14.4	17.4	25.4	38.8	47.1	60.3	70.9										
Median Sent (mos)	4	9.0	12.0	13.0	17.5	25.0	43.0	45.5	61.5	70.0										
Number	259	128	103	63	41	26	13	16	9	47										
Current SL4	3	9	6	12	12	13	17	15	20	22	29	33	43	43	57	53	70	63	84	
Avg WITR CSL4	32%	41%	35%	36%	49%	48%	58%	29%	43%	38%										
Proposed SL4	2	9	3	11	4	14	5	17	6	20	7	24	8	29	10	35	12	42	14	49
Avg WITR PSL4	42%	68%	87%	79%	82%	108%	146%	148%	161%	163%										
Proposed SL5	3	12	4	14	5	17	6	20	7	24	8	29	10	35	12	42	15	51	18	60
Avg WITR PSL5	21%	44%	64%	60%	61%	88%	115%	117%	126%	126%										
Proposed SL6	12	20	14	23	16	27	18	31	21	36	24	41	28	47	32	54	37	63	45	75
Avg WITR PSL6	-88%	-62%	-30%	-28%	-24%	8%	57%	68%	90%	80%										

Keep at SL 4:
- Average sentence exceeds new range 5/10 columns (CHS 5- 9+) (111 sentences, 16%)
- Absolute minimum decreases from 3 to 2
- Absolute maximum decreases from 84 to 49

Move to SL 5:
- Average sentence exceeds new range 4/10 columns (CHS 6- 9+) (85 sentences, 12%)
- Absolute minimum stays at 3
- Absolute maximum decreases from 84 to 60

Move to SL 6:
- Average sentence below new range 5/10 columns (CHS 0-4) (594 sentences, 84%)
- Absolute minimum increases from 1 to 12
- Absolute maximum decreases from 84 to 75

NOTE: current grid has two cells that are local sentences. SL 6 would be all prison sentences.

	Number of Convictions	Avg Sent (mos)	Charge File Count (A)	Charge Conviction	Charge File Count (I)	Charge Conviction (I)	Sentence Length Ratio Male/Female defendants
Total Number	705		1631	63	987	29	1.46 Male> Female
Gender(M)	558	16.8	1286	45	771	20	
Gender(F)	147	11.5	342	18	211	9	Sent Length Ratio BIPOC/White defendants
Unk	0	0.0	3	0	5	0	1.04 BIPOC>White
BIPOC	173	16.2	258	6	171	5	
White	528	15.6	1169	46	701	18	
Unk	4	5.8	204	11	115	6	

Use of Proceeds of Criminal Profiteering Leave at SL 4

RCW: 9A.82.080(1),(2) Class: SL: B 4

	0	1	2	3	4	5	6	7	8	9+										
Avg Sent (mos)	0	6.0	13.0	13.0	0.0	0.0	36.0	36.0	0.0	0.0										
Median Sent (mos)	0	6.0	13.0	13.0	0.0	0.0	36.0	36.0	0.0	0.0										
Number	1	1	1	1	0	0	1	1	0	0										
Current SL4	3	9	6	12	12.03	14	13	17	15	20	22	29	33	43	43	57	53	70	63	84
Avg WITR CSL4	0%	0%	0%	49%	0%	0%	0%	0%	30%	-50%	0%	0%	0%	0%	0%	0%	0%	0%	0%	0%
Proposed SL4	2	9	3	11	4	14	5	17	6	20	7	24	8	29	10	35	12	42	14	49
Avg WITR PSL4	0%	0%	38%	90%	0%	67%	0%	0%	0%	133%	104%	0%	0%	0%	0%	0%	0%	0%	0%	0%
Proposed SL5	3	12	4	14	5	17	6	20	7	24	8	29	10	35	12	42	15	51	18	60
Avg WITR PSL5	-33%	0%	20%	67%	50%	0%	0%	0%	0%	104%	80%	0%	0%	0%	0%	0%	0%	0%	0%	0%

	Number of Convictions	Avg Sent (mos)	Charge File Count (A)	Charge Conviction	Charge File Count (I)	Charge Conviction (I)	
Total Number	6		0	0	0	0	No Charging Data
Gender(M)	3	20.7	0	0	0	0	
Gender(F)	3	14.0	0	0	0	0	Sentence Length Ratio Male/Female defendants
Unk	0	0.0	0	0	0	0	1.48 Male> Female
BIPOC	3	18.3	0	0	0	0	
White	3	16.3	0	0	0	0	Sent Length Ratio BIPOC/White defendants
Unk	0	0.0	0	0	0	0	1.12 BIPOC>White

Unlicensed Practice as an Insurance Professional

RCW: 48.17.063(2) Class: SL: B 4 #1 - leave at SL 4 #2 - make an unranked offense/class C

	0	1	2	3	4	5	6	7	8	9+										
Avg Sent (mos)	0	0.0	0.0	0.0	0.0	0.0	0.0	0.0	0.0	0.0										
Median Sent (mos)	0	0.0	0.0	0.0	0.0	0.0	0.0	0.0	0.0	0.0										
Number	3	9	6	12	12.03	14	13	17	15	20	22	29	33	43	43	57	53	70	63	84
Proposed SL4	2	9	3	11	4	14	5	17	6	20	7	24	8	29	10	35	12	42	14	49
Proposed SL5	3	12	4	14	5	17	6	20	7	24	8	29	10	35	12	42	15	51	18	60

	Number of Convictions	Avg Sent (mos)	Charge File Count (A)	Charge Conviction	Charge File Count (I)	Charge Conviction (I)	
Total Number			0	0	0	0	No Charging Data
Gender(M)			0	0	0	0	No Conviction Data; No CFC Code
Gender(F)			0	0	0	0	
Unk			0	0	0	0	
BIPOC			0	0	0	0	
White			0	0	0	0	
Unk			0	0	0	0	

Unlawful Transaction of Insurance Business (Solicitation of Unauthorized Insurer)

RCW: 48.15.023(3) Class: SL: B 4 Leave at SL 4

Only 1 prior conviction with standard sentence for which this offense was the most serious offense. The sentence in that case remains in the standard range under seriousness level 4 and 5.

	0	1	2	3	4	5	6	7	8	9+										
Avg Sent (mos)	0	0.0	0.0	0.0	15.0	0.0	0.0	0.0	0.0	0.0										
Median Sent (mos)	0	0.0	0.0	0.0	15.0	0.0	0.0	0.0	0.0	0.0										
Number	0	0	0	0	1	0	0	0	0	0										
Current SL4	3	9	6	12	12.03	14	13	17	15	20	22	29	33	43	43	57	53	70	63	84
Avg WITR CSL4		0%	0%	0%	0%	0%	0%	0%	0%	0%	0%	0%	0%	0%	0%	0%	0%	0%	0%	0%
Proposed SL4	2	9	3	11	4	14	5	17	6	20	7	24	8	29	10	35	12	42	14	49
Avg WITR PSL4		0%	0%	0%	0%	0%	0%	64%	0%	0%	0%	0%	0%	0%	0%	0%	0%	0%	0%	0%
Proposed SL5	3	12	4	14	5	17	6	20	7	24	8	29	10	35	12	42	15	51	18	60
Avg WITR PSL5		0%	0%	0%	0%	0%	0%	47%	0%	0%	0%	0%	0%	0%	0%	0%	0%	0%	0%	0%

	Number of Convictions	Avg Sent (mos)	Charge File Count (A)	Charge Conviction	Charge File Count (J)	Charge Conviction (J)
Total Number	1		11	3	0	0
Gender(M)	1	15.0	11	3	0	0
Gender(F)	0	0.0	0	0	0	0
Unk	0	0.0	0	0	0	0
BIPOC	0	0.0	0	0	0	0
White	1	15.0	11	3	0	0
Unk	0	0.0	0	0	0	0

Unlawful Transaction of Health Coverage as Health Maintenance Organization

RCW: 48.46.033(3) Class: SL: B 4 #1 - leave at SL 4 #2 - make an unranked offense/class B

	0	1	2	3	4	5	6	7	8	9+										
Avg Sent (mos)	0	0.0	0.0	0.0	0.0	0.0	0.0	0.0	0.0	0.0										
Median Sent (mos)	0	0.0	0.0	0.0	0.0	0.0	0.0	0.0	0.0	0.0										
Number																				
Current SL4	3	9	6	12	12.03	14	13	17	15	20	22	29	33	43	43	57	53	70	63	84
Proposed SL4	2	9	3	11	4	14	5	17	6	20	7	24	8	29	10	35	12	42	14	49
Proposed SL5	3	12	4	14	5	17	6	20	7	24	8	29	10	35	12	42	15	51	18	60

	Number of Convictions	Avg Sent (mos)	Charge File Count (A)	Charge Conviction	Charge File Count (J)	Charge Conviction (J)
Total Number			0	0	0	0
Gender(M)			0	0	0	0
Gender(F)			0	0	0	0
Unk			0	0	0	0
BIPOC			0	0	0	0
White			0	0	0	0
Unk			0	0	0	0

No Charging Data
No Conviction Data; No CFC Code

Unlawful Transaction of Health Coverage as Health Care Service Contractor

RCW: 48.44.016(3) Class: SL: B 4 Leave at SL 4

	0	1	2	3	4	5	6	7	8	9+										
Avg Sent (mos)	0.0	0.0	0.0	0.0	0.0	0.0	0.0	0.0	0.0	0.0										
Median Sent (mos)	0.0	0.0	0.0	0.0	0.0	0.0	0.0	0.0	0.0	0.0										
Number																				
Current SL4	3	9	6	12	12.03	14	13	17	15	20	22	29	33	43	43	57	53	70	63	84
Proposed SL4	2	9	3	11	4	14	5	17	6	20	7	24	8	29	10	35	12	42	14	49
Proposed SL5	3	12	4	14	5	17	6	20	7	24	8	29	10	35	12	42	15	51	18	60

	Number of Convictions	Avg Sent (mos)	Charge File Count (A)	Charge Conviction	Charge File Count (I)	Charge Conviction (I)	
Total Number			0	0	0	0	No Charging Data
Gender(M)			0	0	0	0	No Conviction Data; No CFC Code
Gender(F)			0	0	0	0	
Unk			0	0	0	0	
BIPOC			0	0	0	0	
White			0	0	0	0	
Unk			0	0	0	0	

Unlawful Factoring of a Credit or Payment Card Transaction (Subseq Violation)

RCW: 9A.56.290(4)(b) Class: SL: B 4 Leave at SL 4

	0	1	2	3	4	5	6	7	8	9+										
Avg Sent (mos)	0.0	0.0	0.0	0.0	0.0	0.0	0.0	0.0	0.0	0.0										
Median Sent (mos)	0.0	0.0	0.0	0.0	0.0	0.0	0.0	0.0	0.0	0.0										
Number																				
Current SL4	3	9	6	12	12.03	14	13	17	15	20	22	29	33	43	43	57	53	70	63	84
Proposed SL4	2	9	3	11	4	14	5	17	6	20	7	24	8	29	10	35	12	42	14	49
Proposed SL5	3	12	4	14	5	17	6	20	7	24	8	29	10	35	12	42	15	51	18	60

	Number of Convictions	Avg Sent (mos)	Charge File Count (A)	Charge Conviction	Charge File Count (I)	Charge Conviction (I)	
Total Number			5	0	0	0	No Conviction Data
Gender(M)			4	0	0	0	
Gender(F)			1	0	0	0	
Unk			0	0	0	0	
BIPOC			2	0	0	0	
White			3	0	0	0	
Unk			2	0	0	0	

Trafficking in Stolen Property 1

Leave at SL 4

RCW: **Class: SL:**
9A.82.050 B 4 compare with Theft 1 Resell 1

	0	1	2	3	4	5	6	7	8	9+										
Avg Sent (mos)	4.21	7.5	12.5	14.3	16.8	24.7	36.9	48.0	62.8	72.5										
Median Sent (mos)	3	6.0	12.0	13.0	16.0	24.0	36.0	48.0	60.0	72.0										
Number	160	159	216	170	156	128	48	30	26	146										
Current SL4	3	9	6	12	12.03	14	13	17	15	20	22	29	33	43	43	57	53	70	63	84
Avg WITR CSL4	█	20%	█	25%	█	26%	█	32%	█	36%	█	39%	█	39%	█	36%	█	58%	█	45%
Proposed SL4	2	9	3	11	4	14	5	17	6	20	7	24	8	29	10	35	12	42	14	49
Avg WITR PSL4	█	32%	█	56%	█	89%	█	77%	█	77%	█	104%	█	138%	█	152%	█	169%	█	167%
Proposed SL5	3	12	4	14	5	17	6	20	7	24	8	29	10	35	12	42	15	51	18	60
Avg WITR PSL5	█	13%	█	35%	█	63%	█	59%	█	58%	█	80%	█	108%	█	120%	█	133%	█	130%
Proposed SL6	12	20	14	23	16	27	18	31	21	36	24	41	28	47	32	54	37	63	45	75
Avg WITR PSL6	-97%		-72%		-31%		-29%		-28%		4%		47%		73%		99%		92%	

Keep at SL 4:

- Average sentence exceeds new range 5/10 columns (CHS 5- 9+) (378 sentences, 31%)
- Absolute minimum decreases from 3 to 2
- Absolute maximum decreases from 84 to 49

Move to SL 5:

- Average sentence exceeds new range 4/10 columns (CHS 6- 9+) (250 sentences, 20%)
- Absolute minimum stays at 3
- Absolute maximum decreases from 84 to 60

Move to SL 6:

- Average sentence below new range 5/10 columns (CHS 0-4) (701 sentences, 57%)
- Absolute minimum increases from 1 to 12
- Absolute maximum decreases from 84 to 75

NOTE: current grid has two cells that are local sentences. SL 6 would be all prison sentences.

	Number of Convictions	Avg Sent (mos)	Charge File Count (A)	Charge Conviction	Charge File Count (I)	Charge Conviction (I)	Sentence Length Ratio Male/Female defendants
Total Number	1239	7937	2887	401	128	1.29	Male>Female
Gender(M)	1007	23.8	6166	2261	324	108	
Gender(F)	232	18.4	1759	625	76	20	Sent Length Ratio BIPOC/White defendants
Unk	0	0.0	11	1	1	0	0.98 White>BIPOC
BIPOC	171	22.3	783	265	65	19	
White	1064	22.8	6712	2484	290	92	
Unk	4	27.8	442	138	46	17	

Threats to Bomb

Move to SL 5

RCW: **Class: SL:**
9.61.160 B 4

	0	1	2	3	4	5	6	7	8	9+										
Avg Sent (mos)	3.96	6.7	11.8	14.0	11.6	22.6	37.3	42.1	0.0	71.5										
Median Sent (mos)	3	6.0	12.0	13.0	11.6	22.0	36.0	37.0	0.0	77.0										
Number	14	13	5	3	2	4	3	3	0	4										
Current SL4	3	9	6	12	12.03	14	13	17	15	20	22	29	33	43	43	57	53	70	63	84
Avg WITR CSL4	█	16%	█	11%	█	-11%	█	25%	█	-68%	█	9%	█	43%	█	-7%	█	0%	█	40%
Proposed SL4	2	9	3	11	4	14	5	17	6	20	7	24	8	29	10	35	12	42	14	49
Avg WITR PSL4	█	28%	█	46%	█	78%	█	75%	█	40%	█	92%	█	140%	█	128%	█	0%	█	164%
Proposed SL5	3	12	4	14	5	17	6	20	7	24	8	29	10	35	12	42	15	51	18	60
Avg WITR PSL5	█	11%	█	27%	█	57%	█	57%	█	27%	█	70%	█	109%	█	100%	█	0%	█	127%
Proposed SL6	12	20	14	23	16	27	18	31	21	36	24	41	28	47	32	54	37	63	45	75
Avg WITR PSL6	-101%		-82%		-38%		-31%		-63%		-8%		49%		46%		0%		88%	

NOTE: current grid has two cells that are local sentences. SL 6 would be all prison sentences.

	Number of Convictions	Avg Sent (mos)	Charge File Count (A)	Charge Conviction	Charge File Count (I)	Charge Conviction (I)	Sentence Length Ratio Male/Female defendants
Total Number	51	263	77	153	33	0.44	Female>Male
Gender(M)	47	15.7	226	70	129	29	
Gender(F)	4	35.5	36	6	24	4	Sent Length Ratio BIPOC/White defendants
Unk	0	0.0	1	1	0	0	0.48 White>BIPOC
BIPOC	12	9.5	47	8	26	7	
White	39	19.7	203	67	118	25	
Unk	0	0.0	13	2	9	1	

Theft of Livestock 1

Leave at SL 4

RCW: 9A.56.080
Class: B 4

	0	1	2	3	4	5	6	7	8	9+										
Avg Sent (mos)	0	0.0	0.0	0.0	12.0	0.0	0.0	0.0	0.0	0.0										
Median Sent (mos)	0	0.0	0.0	0.0	12.0	0.0	0.0	0.0	0.0	0.0										
Number	0	0	0	0	1	0	0	0	0	0										
Current SL4	3	9	6	12	12.03	14	13	17	15	20	22	29	33	43	43	57	53	70	63	84
Avg WITR CSL4	0%	0%	0%	0%	0%	-59%	0%	0%	0%	0%	0%	0%	0%	0%	0%	0%	0%	0%	0%	0%
Proposed SL4	2	9	3	11	4	14	5	17	6	20	7	24	8	29	10	35	12	42	14	49
Avg WITR PSL4	0%	0%	0%	0%	0%	43%	0%	0%	0%	0%	0%	0%	0%	0%	0%	0%	0%	0%	0%	0%
Proposed SL5	3	12	4	14	5	17	6	20	7	24	8	29	10	35	12	42	15	51	18	60
Avg WITR PSL5	-33%	0%	0%	0%	0%	30%	0%	0%	0%	0%	0%	0%	0%	0%	0%	0%	0%	0%	0%	0%

Only 1 prior conviction with standard sentence for which this offense was the most serious offense. The sentence in that case remains in the standard range under seriousness level 4 and 5.

	Number of Convictions	Avg Sent (mos)	Charge File Count (A)	Charge Conviction	Charge File Count (J)	Charge Conviction (J)
Total Number	1		0	0	0	0
Gender(M)	1	12.0	0	0	0	0
Gender(F)	0	0.0	0	0	0	0
Unk	0	0.0	0	0	0	0
BIPOC	0	0.0	0	0	0	0
White	1	12.0	0	0	0	0
Unk	0	0.0	0	0	0	0

No Charging Data

Robbery 2

Move to SL 5

RCW: 9A.56.210
Class: B 4

	0	1	2	3	4	5	6	7	8	9+										
Avg Sent (mos)	4.67	4.8	12.3	14.0	16.2	24.1	35.4	47.7	55.8	69.7										
Median Sent (mos)	3.94	6.0	12.0	13.0	15.0	22.0	33.0	48.0	53.0	70.0										
Number	628	375	306	257	216	162	142	89	52	211										
Current SL4	3	9	6	12	12.03	14	13	17	15	20	22	29	33	43	43	57	53	70	63	84
Avg WITR CSL4	28%	-20%	15%	26%	23%	29%	24%	33%	16%	32%										
Proposed SL4	2	9	3	11	4	14	5	17	6	20	7	24	8	29	10	35	12	42	14	49
Avg WITR PSL4	38%	22%	83%	75%	73%	100%	131%	151%	146%	159%										
Proposed SL5	3	12	4	14	5	17	6	20	7	24	8	29	10	35	12	42	15	51	18	60
Avg WITR PSL5	19%	8%	61%	57%	54%	76%	102%	119%	113%	123%										
Proposed SL6	12	20	14	23	16	27	18	31	21	36	24	41	28	47	32	54	37	63	45	75
Avg WITR PSL6	-92%	-102%	-33%	-30%	-32%	0%	39%	71%	0%	82%										

Keep at SL 4:
- Average sentence exceeds new range 5/10 columns (CHS 5-9+) (656 sentences, 27%)
- Absolute minimum decreases from 3 to 2
- Absolute maximum decreases from 84 to 49

Move to SL 5:
- Average sentence exceeds new range 4/10 columns (CHS 6- 9+) (494 sentences, 20%)
- Absolute minimum stays at 3
- Absolute maximum decreases from 84 to 60

Move to SL 6:
- Average sentence below new range 5/10 columns (CHS 0-4) (1782 sentences, 73%)
- Absolute minimum increases from 1 to 12
- Absolute maximum decreases from 84 to 75

NOTE: current grid has two cells that are local sentences. SL 6 would be all prison sentences.

	Number of Convictions	Avg Sent (mos)	Charge File Count (A)	Charge Conviction	Charge File Count (J)	Charge Conviction (J)	Sentence Length Ratio Male/Female defendants
Total Number	2438		5804	3281	2093	946	1.52 Male> Female
Gender(M)	2068	20.5	0	0	0	0	
Gender(F)	370	13.5	1131	477	384	129	Sent Length Ratio BIPOC/White defendants
Unk	0	0.0	8	3	18	14	0.92 White>BIPOC
BIPOC	996	18.5	2129	1114	1161	516	
White	1438	20.1	3240	1868	705	309	
Unk	4	8.3	435	299	227	121	

Residential Burglary

Move to SL 5

RCW: 9A.52.025
Class: B 4

	0	1	2	3	4	5	6	7	8	9+										
Avg Sent (mos)	3.93	7.1	12.2	13.9	16.4	23.4	34.9	46.9	55.7	70.8										
Median Sent (mos)	3	6.0	12.0	13.0	15.0	22.0	33.0	43.0	53.0	72.0										
Number	782	540	472	435	413	310	217	172	115	781										
Current SL4	3	9	6	12	12.03	14	13	17	15	20	22	29	33	43	43	57	53	70	63	84
Avg WITR CSL4	16%	18%	11%	23%	28%	20%	19%	28%	16%	37%										
Proposed SL4	2	9	3	11	4	14	5	17	6	20	7	24	8	29	10	35	12	42	14	49
Avg WITR PSL4	28%	51%	82%	74%	74%	97%	128%	148%	146%	162%										
Proposed SL5	3	12	4	14	5	17	6	20	7	24	8	29	10	35	12	42	15	51	18	60
Avg WITR PSL5	10%	31%	60%	56%	55%	73%	99%	116%	113%	126%										
Proposed SL6	12	20	14	23	16	27	18	31	21	36	24	41	28	47	32	54	37	63	45	75
Avg WITR PSL6	-101%	-77%	-34%	-32%	-31%	-3%	36%	68%	0%	80%										

Keep at SL 4:
- Average sentence exceeds new range 4/10 columns (CHS 6-9+) (1285 sentences, 30%)
- Absolute minimum decreases from 3 to 2
- Absolute maximum decreases from 84 to 49

Move to SL 5:
- Average sentence exceeds new range 3/10 columns (CHS 7- 9+) (1068 sentences, 25%)
- Absolute minimum stays at 3
- Absolute maximum decreases from 84 to 60

Move to SL 6:
- Average sentence below new range 6/10 columns (CHS 0-5) (2952 sentences, 70%)
- Absolute minimum increases from 1 to 12
- Absolute maximum decreases from 84 to 75

NOTE: current grid has two cells that are local sentences. SL 6 would be all prison sentences.

	Number of Convictions	Avg Sent (mos)	Charge File Count (A)	Charge Conviction	Charge File Count (J)	Charge Conviction (J)	Sentence Length Ratio	Male/Female defendants
Total Number	4237		11927	7189	3128	1692	1.43	Male> Female
Gender(M)	3720	27.0	9952	6066	2812	1536		
Gender(F)	517	18.9	1964	1112	300	150		Sent Length Ratio BIPOC/White defendants
Unk	0	0.0	11	10	16	6	0.91	White>BIPOC
BIPOC	1083	24.2	2697	1466	1143	679		
White	3143	26.6	8398	5250	1580	795		
Unk	11	19.4	832	473	405	218		

Identity Theft 1

Move to SL 5

RCW: 9.35.020(2)
Class: B 4

	0	1	2	3	4	5	6	7	8	9+										
Avg Sent (mos)	4.14	7.2	12.4	13.9	16.4	26.0	36.2	48.5	57.9	73.1										
Median Sent (mos)	3	6.0	12.0	13.0	15.0	28.0	34.5	48.0	60.0	72.5										
Number	27	37	51	35	46	34	32	20	13	202										
Current SL4	3	9	6	12	12.03	14	13	17	15	20	22	29	33	43	43	57	53	70	63	84
Avg WITR CSL4	19%	20%	17%	22%	29%	57%	32%	39%	29%	48%										
Proposed SL4	2	9	3	11	4	14	5	17	6	20	7	24	8	29	10	35	12	42	14	49
Avg WITR PSL4	31%	52%	84%	74%	75%	112%	134%	154%	153%	169%										
Proposed SL5	3	12	4	14	5	17	6	20	7	24	8	29	10	35	12	42	15	51	18	60
Avg WITR PSL5	13%	32%	61%	56%	56%	88%	105%	122%	119%	131%										
Proposed SL6	12	20	14	23	16	27	18	31	21	36	24	41	28	47	32	54	37	63	45	75
Avg WITR PSL6	-98%	-76%	-33%	-32%	-30%	12%	43%	75%	0%	94%										

Keep at SL 4:
- Average sentence exceeds new range 5/10 columns (CHS 5-9+) (301 sentences, 61%)
- Absolute minimum decreases from 3 to 2
- Absolute maximum decreases from 84 to 49

Move to SL 5:
- Average sentence exceeds new range 4/10 columns (CHS 6- 9+) (267 sentences, 54%)
- Absolute minimum stays at 3
- Absolute maximum decreases from 84 to 60

Move to SL 6:
- Average sentence below new range 5/10 columns (CHS 0-4) (196 sentences, 39%)
- Absolute minimum increases from 1 to 12
- Absolute maximum decreases from 84 to 75

NOTE: current grid has two cells that are local sentences. SL 6 would be all prison sentences.

	Number of Convictions	Avg Sent (mos)	Charge File Count (A)	Charge Conviction	Charge File Count (J)	Charge Conviction (J)	Sentence Length Ratio	Male/Female defendants
Total Number	497		3366	1789	32	8	1.05	Male> Female
Gender(M)	305	42.5	1849	1070	14	4		
Gender(F)	192	40.6	1504	717	17	4		Sent Length Ratio BIPOC/White defendants
Unk	0	0.0	13	2	1	0	1.16	BIPOC>White
BIPOC	121	46.7	622	326	11	4		
White	374	40.2	2513	1365	20	4		
Unk	2	52.0	231	98	1	0		

Escape 1

RCW: 9A.76.110
Class: SL: B 4

Move to SL 5

	0	1	2	3	4	5	6	7	8	9+										
Avg Sent (mos)	3	6.8	12.4	13.8	15.5	22.7	33.9	47.0	56.3	69.0										
Median Sent (mos)	3	6.0	12.0	13.0	15.0	22.0	33.0	43.0	53.0	63.0										
Number	1	11	11	33	25	15	20	7	7	38										
Current SL4	3	9	6	12	12.03	14	13	17	15	20	22	29	33	43	43	57	53	70	63	84
Avg WITR CSL4	0%	14%	18%	20%	9%	10%	9%	29%	19%	29%										
Proposed SL4	2	9	3	11	4	14	5	17	6	20	7	24	8	29	10	35	12	42	14	49
Avg WITR PSL4	14%	48%	84%	73%	68%	92%	123%	148%	148%	157%										
Proposed SL5	3	12	4	14	5	17	6	20	7	24	8	29	10	35	12	42	15	51	18	60
Avg WITR PSL5	0%	28%	62%	56%	50%	70%	95%	117%	115%	121%										
Proposed SL6	12	20	14	23	16	27	18	31	21	36	24	41	28	47	32	54	37	63	45	75
Avg WITR PSL6	-113%	-80%	-33%	-32%	-37%	-8%	31%	68%	0%	80%										

Keep at SL 4:
- Average sentence exceeds new range 4/10 columns (CHS 6-9+) (72 sentences, 43%)
- Absolute minimum decreases from 3 to 2
- Absolute maximum decreases from 84 to 49

Move to SL 5:
- Average sentence exceeds new range 3/10 columns (CHS 7-9+) (52 sentences, 31%)
- Absolute minimum stays at 3
- Absolute maximum decreases from 84 to 60

Move to SL 6:
- Average sentence below new range 6/10 columns (CHS 0-5) (96 sentences, 57%)
- Absolute minimum increases from 1 to 12
- Absolute maximum decreases from 84 to 75

NOTE: current grid has two cells that are local sentences. SL 6 would be all prison sentences.

	Number of Convictions	Avg Sent (mos)	Charge File Count (A)	Charge Conviction	Charge File Count (J)	Charge Conviction (J)	Sentence Length Ratio	Male/Female defendants
Total Number	168		430	136	72	39	1.50	Male> Female
Gender(M)	141	34.1	324	110	64	34		
Gender(F)	27	22.7	104	26	7	5	Sent Length Ratio	BIPOC/White defendants
Unk	0	0.0	2	0	1	0	1.07	BIPOC>White
BIPOC	49	33.8	100	35	33	15		
White	119	31.6	289	91	32	20		
Unk	0	0.0	41	10	7	4		

Endangerment with a Controlled Substance

#1 - Keep at SL 4
#2 - recommend moving to drug grid

RCW: 9A.42.100
Class: SL: B 4

	0	1	2	3	4	5	6	7	8	9+										
Avg Sent (mos)	5.4	9.0	11.4	15.0	0.0	23.0	0.0	43.0	0.0	0.0										
Median Sent (mos)	6	9.0	12.0	15.0	0.0	23.0	0.0	43.0	0.0	0.0										
Number	5	3	5	4	0	2	0	1	0	0										
Current SL4	3	9	6	12	12.03	14	13	17	15	20	22	29	33	43	43	57	53	70	63	84
Avg WITR CSL4	40%	50%	-31%	50%	0%	14%	0%	0%	0%	0%										
Proposed SL4	2	9	3	11	4	14	5	17	6	20	7	24	8	29	10	35	12	42	14	49
Avg WITR PSL4	49%	75%	74%	83%	0%	94%	0%	132%	0%	0%										
Proposed SL5	3	12	4	14	5	17	6	20	7	24	8	29	10	35	12	42	15	51	18	60
Avg WITR PSL5	27%	50%	54%	64%	0%	71%	0%	103%	0%	0%										

	Number of Convictions	Avg Sent (mos)	Charge File Count (A)	Charge Conviction	Charge File Count (J)	Charge Conviction (J)	Sentence Length Ratio	Male/Female defendants
Total Number	20		93	49	0	0	1.65	Male> Female
Gender(M)	11	15.8	31	20	0	0		
Gender(F)	9	9.6	62	29	0	0	Sent Length Ratio	BIPOC/White defendants
Unk	0	0.0	0	0	0	0	1.74	BIPOC>White
BIPOC	3	20.3	4	2	0	0		
White	17	11.7	82	41	0	0		
Unk	0	0.0	7	6	0	0		

Driving While Under the Influence of Intoxicating Liquor or any Drug

RCW: 46.61.502(6) Class: SL: B 4 Move to SL 6 and eliminate GM scoring rule

	0	1	2	3	4	5	6	7	8	9+										
Avg Sent (mos)	5.81	8.0	12.6	13.6	15.2	23.4	35.2	46.3	54.9	66.4										
Median Sent (mos)	5.81	8.0	12.0	13.0	15.0	22.0	33.0	46.0	54.0	63.0										
Number	1	3	19	54	30	12	15	4	6	21										
Current SL4	3	9	6	12	12.03	14	13	17	15	20	22	29	33	43	43	57	53	70	63	84
Avg WITR CSL4	47%	33%	27%	14%	4%	20%	22%	23%	11%	16%										
Proposed SL4	2	9	3	11	4	14	5	17	6	20	7	24	8	29	10	35	12	42	14	49
Avg WITR PSL4	54%	63%	88%	71%	66%	96%	130%	145%	143%	150%										
Proposed SL5	3	12	4	14	5	17	6	20	7	24	8	29	10	35	12	42	15	51	18	60
Avg WITR PSL5	31%	40%	63%	54%	48%	73%	101%	114%	111%	115%										
Proposed SL6	12	20	14	23	16	27	18	31	21	36	24	41	28	47	32	54	37	63	45	75
Avg WITR PSL6	-77%	-67%	-31%	-34%	-39%	-4%	38%	65%	0%	71%										

Keep at SL 4:
 - Average sentence exceeds new range 4/10 columns (CHS 6-9+) (46 sentences, 28%)
 - Absolute minimum decreases from 3 to 2
 - Absolute maximum decreases from 84 to 49

Move to SL 5:
 - Average sentence exceeds new range 4/10 columns (CHS 6-9+) (46 sentences, 28%)
 - Absolute minimum stays at 3
 - Absolute maximum decreases from 84 to 60

Move to SL 6:
 - Average sentence below new range 6/10 columns (CHS 0-5) (119 sentences, 72%)
 - Absolute minimum increases from 1 to 12
 - Absolute maximum decreases from 84 to 75

NOTE: current grid has two cells that are local sentences. SL 6 would be all prison sentences.

	Number of Convictions	Avg Sent (mos)	Charge File Count (A)	Charge Conviction	Charge File Count (J)	Charge Conviction (J)	Sentence Length Ratio Male/Female defendants
Total Number	165		1111	893	1	0	1.31 Male > Female
Gender(M)	140	26.2	979	773	1	0	
Gender(F)	25	20.1	129	118	0	0	Sent Length Ratio BIPOC/White defendants
Unk	0	0.0	3	2	0	0	1.20 BIPOC > White
BIPOC	61	28.2	239	201	0	0	
White	104	23.6	727	572	1	0	
Unk	0	0.0	145	120	0	0	

Commercial Bribery leave at 4

RCW: 9A.68.060 Class: SL: B 4

	0	1	2	3	4	5	6	7	8	9+										
Avg Sent (mos)	0	6.0	0.0	0.0	0.0	0.0	0.0	0.0	0.0	0.0										
Median Sent (mos)	0	6.0	0.0	0.0	0.0	0.0	0.0	0.0	0.0	0.0										
Number	0	1	0	0	0	0	0	0	0	0										
Current SL4	3	9	6	12	12.03	14	13	17	15	20	22	29	33	43	43	57	53	70	63	84
Avg WITR CSL4	0%	0%	0%	0%	0%	0%	0%	0%	0%	0%										
Proposed SL4	2	9	3	11	4	14	5	17	6	20	7	24	8	29	10	35	12	42	14	49
Avg WITR PSL4	0%	38%	0%	0%	0%	0%	0%	0%	0%	0%										
Proposed SL5	3	12	4	14	5	17	6	20	7	24	8	29	10	35	12	42	15	51	18	60
Avg WITR PSL5	0%	20%	0%	0%	0%	0%	0%	0%	0%	0%										

	Number of Convictions	Avg Sent (mos)	Charge File Count (A)	Charge Conviction	Charge File Count (J)	Charge Conviction (J)
Total Number	1		0	0	0	0
Gender(M)	1	6.0	0	0	0	0
Gender(F)	0	0.0	0	0	0	0
Unk	0	0.0	0	0	0	0
BIPOC	1	6.0	0	0	0	0
White	0	0.0	0	0	0	0
Unk	0	0.0	0	0	0	0

No Charging Data

Only 1 prior conviction with standard sentence for which this offense was the most serious offense. The sentence in that case remains in the standard range under seriousness level 4 and 5.

Bribing a Witness

leave at 4

RCW: **Class: SL:**
9A.72.090 B 4

NOTE: current grid has two cells that are local sentences. SL 6 would be all prison sentences.

	0	1	2	3	4	5	6	7	8	9+											
Avg Sent (mos)	0	7.0	12.0	15.0	15.0	0.0	0.0	0.0	0.0	69.0											
Median Sent (mos)	0	6.0	12.0	15.0	15.0	0.0	0.0	0.0	0.0	72.0											
Number	0	3	1	2	1	0	0	0	0	3											
Current SL4	3	9	6	12	12.03	14	13	17	15	20	22	29	33	43	43	57	53	70	63	84	
Avg WITR CSL4	0%		17%	0%		50%	0%	0%	0%	0%	0%	0%	0%	0%	0%	0%	0%	0%		29%	
Proposed SL4	2	9	3	11	4	14	5	17	6	20	7	24	8	29	10	35	12	42	14	49	
Avg WITR PSL4	0%		50%		80%		83%		64%	0%	0%	0%	0%	0%	0%	0%	0%	0%	0%		157%
Proposed SL5	3	12	4	14	5	17	6	20	7	24	8	29	10	35	12	42	15	51	18	60	
Avg WITR PSL5	0%		30%		59%		64%		47%	0%	0%	0%	0%	0%	0%	0%	0%	0%	0%		121%
Proposed SL6	12	20	14	23	16	27	18	31	21	36	24	41	28	47	32	54	37	63	45	75	
Avg WITR PSL6	0%		-78%	-36%	-23%	-40%	0%	0%	0%	0%	0%	0%	0%	0%	0%	0%	0%	0%	0%		80%

	Number of Convictions	Avg Sent (mos)	Charge File Count (A)	Charge Conviction	Charge File Count (I)	Charge Conviction (I)	Sentence Length Ratio Male/Female defendants
Total Number	10		41	22	1	0	3.29 Male> Female
Gender(M)	6	39.5	25	17	0	0	
Gender(F)	4	12.0	16	5	1	0	
Unk	0	0.0	0	0	0	0	
BIPOC	0	0.0	8	2	1	0	
White	10	28.5	28	16	0	0	
Unk	0	0.0	5	4	0	0	

Bribe Received by Witness

leave at 4

RCW: **Class: SL:**
9A.72.100 B 4

Only 1 prior conviction with standard sentence for which this offense was the most serious offense. The sentence in that case remains in the standard range under seriousness level 5 and exceeds the maximum in the range under seriousness level 4 by 4 months.

	0	1	2	3	4	5	6	7	8	9+										
Avg Sent (mos)	0	0.0	0.0	0.0	0.0	0.0	33.0	0.0	0.0	0.0										
Median Sent (mos)	0	0.0	0.0	0.0	0.0	0.0	33.0	0.0	0.0	0.0										
Number	0	0	0	0	0	0	1	0	0	0										
Current SL4	3	9	6	12	12.03	14	13	17	15	20	22	29	33	43	43	57	53	70	63	84
Avg WITR CSL4	0%		0%	0%	0%	0%	0%	0%	0%	0%	0%	0%	0%	0%	0%	0%	0%	0%	0%	0%
Proposed SL4	2	9	3	11	4	14	5	17	6	20	7	24	8	29	10	35	12	42	14	49
Avg WITR PSL4	0%		0%	0%	0%	0%	0%	0%	0%	0%	0%	0%		119%	0%	0%	0%	0%	0%	0%
Proposed SL5	3	12	4	14	5	17	6	20	7	24	8	29	10	35	12	42	15	51	18	60
Avg WITR PSL5	0%		0%	0%	0%	0%	0%	0%	0%	0%	0%	0%		92%	0%	0%	0%	0%	0%	0%

	Number of Convictions	Avg Sent (mos)	Charge File Count (A)	Charge Conviction	Charge File Count (I)	Charge Conviction (I)
Total Number			2	3	0	0
Gender(M)	1	33.0	1	2	0	0
Gender(F)	0	0.0	1	1	0	0
Unk	0	0.0	0	0	0	0
BIPOC	0	0.0	2	2	0	0
White	1	33.0	0	1	0	0
Unk	0	0.0	1	0	0	0

Assault by Watercraft

Move to SL 5 (comport with VehAslt - Reckless/DUI)

RCW: 79A.60.060
Class: SL: B 4

	0	1	2	3	4	5	6	7	8	9+										
Avg Sent (mos)	0	0.0	0.0	0.0	0.0	0.0	0.0	0.0	0.0	0.0										
Median Sent (mos)	0	0.0	0.0	0.0	0.0	0.0	0.0	0.0	0.0	0.0										
Number																				
Current SL4	3	9	6	12	12.03	14	13	17	15	20	22	29	33	43	43	57	53	70	63	84
Proposed SL4	2	9	3	11	4	14	5	17	6	20	7	24	8	29	10	35	12	42	14	49
Proposed SL5	3	12	4	14	5	17	6	20	7	24	8	29	10	35	12	42	15	51	18	60

	Number of Convictions	Avg Sent (mos)	Charge File Count (A)	Charge Conviction	Charge File Count (I)	Charge Conviction (I)
Total Number			14	5	0	0
Gender(M)			14	5	0	0
Gender(F)			0	0	0	0
Unk			0	0	0	0
BIPOC			3	2	0	0
White			8	2	0	0
Unk			3	1	0	0

No Conviction Data

Assault 2

#1 - Move to SL 5
#2 - make SL 6 with prior violent offense

RCW: 9A.36.021(2)(a)
Class: SL: B 4

	0	1	2	3	4	5	6	7	8	9+										
Avg Sent (mos)	4.89	8.0	12.6	14.2	17.0	24.2	36.3	46.6	58.8	69.8										
Median Sent (mos)	4	7.5	12.0	13.0	16.0	22.0	36.0	43.0	60.0	68.0										
Number	1760	781	586	440	429	331	194	151	119	401										
Current SL4	3	9	6	12	12.03	14	13	17	15	20	22	29	33	43	43	57	53	70	63	84
Avg WITR CSL4	32%	34%	26%	29%	39%	31%	33%	26%	34%	33%										
Proposed SL4	2	9	3	11	4	14	5	17	6	20	7	24	8	29	10	35	12	42	14	49
Avg WITR PSL4	41%	63%	88%	76%	78%	101%	135%	146%	156%	160%										
Proposed SL5	3	12	4	14	5	17	6	20	7	24	8	29	10	35	12	42	15	51	18	60
Avg WITR PSL5	21%	40%	63%	58%	59%	77%	105%	115%	122%	123%										
Proposed SL6	12	20	14	23	16	27	18	31	21	36	24	41	28	47	32	54	37	63	45	75
Avg WITR PSL6	-89%	-66%	-31%	-29%	-27%	1%	44%	66%	84%	88%										

	Number of Convictions	Avg Sent (mos)	Charge File Count (A)	Charge Conviction	Charge File Count (I)	Charge Conviction (I)	Sentence Length Ratio Male/Female defendants
Total Number	5192		1036	344	68	22	1.43 Male> Female
Gender(M)	4799	18.3	909	313	60	22	
Gender(F)	393	12.8	0	0	0	0	Sent Length Ratio BIPOC/White defendants
Unk	0	0.0	1	0	0	0	1.05 BIPOC>White
BIPOC	1829	18.5	205	79	13	7	
White	3338	17.6	742	235	46	12	
Unk	25	9.2	89	30	9	3	

Keep at SL 4:
- Average sentence exceeds new range 5/10 columns (CHS 5-9+) (1196 sentences, 23%)
- Absolute minimum decreases from 3 to 2
- Absolute maximum decreases from 84 to 49

Move to SL 5:
- Average sentence exceeds new range 4/10 columns (CHS 6-9+) (865 sentences, 17%)
- Absolute minimum stays at 3
- Absolute maximum decreases from 84 to 60

Move to SL 6:
- Average sentence below new range 5/10 columns (CHS 0-4) (3996 sentences, 77%)
- Absolute minimum increases from 1 to 12
- Absolute maximum decreases from 84 to 75

NOTE: current grid has two cells that are local sentences. SL 6 would be all prison sentences.

Arson 2

Move to SL 5

RCW: 9A.48.030
Class: SL: B 4

	0	1	2	3	4	5	6	7	8	9+										
Avg Sent (mos)	4.91	7.9	12.5	13.9	15.7	23.7	34.6	48.4	58.7	71.2										
Median Sent (mos)	4	7.8	12.0	13.5	15.0	24.0	33.0	50.0	60.0	66.5										
Number	101	50	35	26	11	11	9	11	3	16										
Current SL4	3	9	6	12	12.03	14	13	17	15	20	22	29	33	43	43	57	53	70	63	84
Avg WITR CSL4	32%	31%	21%	23%	14%	24%	16%	38%	33%	39%										
Proposed SL4	2	9	3	11	4	14	5	17	6	20	7	24	8	29	10	35	12	42	14	49
Avg WITR PSL4	42%	61%	83%	74%	69%	98%	127%	153%	156%	163%										
Proposed SL5	3	12	4	14	5	17	6	20	7	24	8	29	10	35	12	42	15	51	18	60
Avg WITR PSL5	21%	39%	62%	57%	51%	75%	99%	121%	121%	127%										
Proposed SL6	12	20	14	23	16	27	18	31	21	36	24	41	28	47	32	54	37	63	45	75
Avg WITR PSL6	-89%	-68%	-32%	-31%	-35%	-2%	35%	74%	83%	87%										

Keep at SL 4:
 - Average sentence exceeds new range 4/10 columns (CHS 6-9+) (39 sentences, 14%)
 - Absolute minimum decreases from 3 to 2
 - Absolute maximum decreases from 84 to 49

Move to SL 5:
 - Average sentence exceeds new range 3/10 columns (CHS 7-9+) (30 sentences, 11%)
 - Absolute minimum stays at 3
 - Absolute maximum decreases from 84 to 60

Move to SL 6:
 - Average sentence below new range 6/10 columns (CHS 0-5) (234 sentences, 86%)
 - Absolute minimum increases from 1 to 12
 - Absolute maximum decreases from 84 to 75

NOTE: current grid has two cells that are local sentences. SL 6 would be all prison sentences.

	Number of Convictions	Avg Sent (mos)	Charge File Count (A)	Charge Conviction	Charge File Count (I)	Charge Conviction (J)	Sentence Length Ratio Male/Female defendants
Total Number	273		385	265	200	68	1.75 Male>Female
Gender(M)	216	17.2	320	221	168	62	
Gender(F)	57	9.9	65	44	32	6	Sent Length Ratio BIPOC/White defendants
Unk	0	0.0	0	0	0	0	0.95 White>BIPOC
BIPOC	63	15.0	50	26	28	11	
White	210	15.9	309	222	155	52	
Unk	0	0.0	26	17	17	5	

Disarming a Law Enforcement or Corrections Officer and Firearm is Discharged

Place at SL 4

RCW: 9A.76.023(2)(b)
Class: SL: B Currently unranked; Recommend SL 4 or higher

	0	1	2	3	4	5	6	7	8	9+										
Avg Sent (mos)																				
Median Sent (mos)																				
Number																				
Current SL4	3	9	6	12	12.03	14	13	17	15	20	22	29	33	43	43	57	53	70	63	84
Proposed SL4	2	9	3	11	4	14	5	17	6	20	7	24	8	29	10	35	12	42	14	49
Proposed SL5	3	12	4	14	5	17	6	20	7	24	8	29	10	35	12	42	15	51	18	60

	Number of Convictions	Avg Sent (mos)	Charge File Count (A)	Charge Conviction	Charge File Count (I)	Charge Conviction (J)	REASON: The SGC recommends ranking this offense to make it commensurate to Assault of Law Enforcement Officer (RCW 9A.36.031(g)). Because under this offense the firearm is discharged, the SGC recommends ranking it at a level higher than Disarming a Law Enforcement or Corrections Office (RCW 9A.76.023(2)(a)).
Total Number			28	0	0	0	
Gender(M)			0	0	0	0	
Gender(F)			0	0	0	0	
Unk			0	0	0	0	
BIPOC			0	0	0	0	
White			0	0	0	0	
Unk			0	0	0	0	

Sell, Install, or Reinstall Counterfeit, Nonfunctional, Damaged, or Previously Deployed Airbag

RCW: Class: SL:
C 5 Move to SL 4 - commensurate to Counterfieting

	0	1	2	3	4	5	6	7	8	9+										
Avg Sent (mos)	0.0	0.0	0.0	0.0	0.0	0.0	0.0	0.0	0.0	0.0										
Median Sent (mos)	0.0	0.0	0.0	0.0	0.0	0.0	0.0	0.0	0.0	0.0										
Number	0	0	0	0	0	0	0	0	0	0										
Current SL5	6	12	12.03	14	13	17	15	20	22	29	33	43	41	54	51	68	62	82	72	96
Proposed SL3	2	7	2	9	3	11	4	13	4	16	5	19	6	23	8	27	10	33	11	39
Proposed SL4	2	9	3	11	4	14	5	17	6	20	7	24	8	29	10	35	12	42	14	49
Proposed SL5	3	12	4	14	5	17	6	20	7	24	8	29	10	35	12	42	15	51	18	60

	Number of Convictions	Avg Sent (mos)	Charge File Count (A)	Charge Conviction (A)	Charge File Count (J)	Charge Conviction (J)	
Total Number			0	0	0	0	No Charging Data
Gender(M)			0	0	0	0	No Conviction Data; No CFC Code
Gender(F)			0	0	0	0	
Unk			0	0	0	0	
BIPOC			0	0	0	0	
White			0	0	0	0	
Unk			0	0	0	0	

Persistent Prison Misbehavior

Keep at SL 5

RCW: 9.94.070 Class: C SL: 5

	0	1	2	3	4	5	6	7	8	9+										
Avg Sent (mos)	0.0	0.0	13.0	15.0	0.0	0.0	0.0	0.0	60.0	0.0										
Median Sent (mos)	0.0	0.0	13.0	15.0	0.0	0.0	0.0	0.0	60.0	0.0										
Number	0	0	1	1	0	0	0	0	1	0										
Current SL5	6	12	12.03	14	13	17	15	20	22	29	33	43	41	54	51	68	62	82	72	96
Avg WITR CSL5	0%	0%	0%	0%	0%	0%	0%	0%	0%	0%	0%	0%	0%	0%	0%	0%	-10%	0%	0%	
Proposed SL5	3	12	4	14	5	17	6	20	7	24	8	29	10	35	12	42	15	51		
Avg WITR PSL5	0%	0%	0%	67%	64%	0%	0%	0%	0%	0%	0%	0%	0%	0%	0%	0%	125%	0%	0%	
Proposed SL6	12	20	14	23	16	27	18	31	21	36	24	41	28	47	32	54	37	63	45	75
Avg WITR PSL6	0%	0%	0%	-27%	-23%	0%	0%	0%	0%	0%	0%	0%	0%	0%	0%	0%	88%	0%	0%	

	Number of Convictions	Avg Sent (mos)	Charge File Count (A)	Charge Conviction (A)	Charge File Count (J)	Charge Conviction (J)	
Total Number	3		13	5	0	0	
Gender(M)	3	29.3	13	5	0	0	
Gender(F)	0	0.0	0	0	0	0	
Unk	0	0.0	0	0	0	0	
BIPOC	2	37.5	1	1	0	0	Sentence Length Ratio for BIPOC and White Defendants 2.88 BIPOC>White
White	1	13.0	10	3	0	0	
Unk	0	0.0	2	1	0	0	

Manufacture or Import Counterfeit, Nonfunctional, Damaged, or Previously Deployed Air Bag

RCW: 46.37.650(1)(c) Class: C SL: 5 Decr to SL 4 - commensurate to Counterfeiting

	0	1	2	3	4	5	6	7	8	9+										
Avg Sent (mos)	0.0	0.0	0.0	0.0	0.0	0.0	0.0	0.0	0.0	0.0										
Median Sent (mos)	0.0	0.0	0.0	0.0	0.0	0.0	0.0	0.0	0.0	0.0										
Number	0	0	0	0	0	0	0	0	0	0										
Current SL5	6	12	12.03	14	13	17	15	20	22	29	33	43	41	54	51	68	62	82	72	96
Proposed SL3	2	7	2	9	3	11	4	13	4	16	5	19	6	23	8	27	10	33	11	39
Proposed SL4	2	9	3	11	4	14	5	17	6	20	7	24	8	29	10	35	12	42	14	49
Proposed SL5	3	12	4	14	5	17	6	20	7	24	8	29	10	35	12	42	15	51	18	60

	Number of Convictions	Avg Sent (mos)	Charge File Count (A)	Charge Conviction (A)	Charge File Count (J)	Charge Conviction (J)	
Total Number			0	0	0	0	No Charging Data
Gender(M)			0	0	0	0	No Conviction Data; No CFC Code
Gender(F)			0	0	0	0	
Unk			0	0	0	0	
BIPOC			0	0	0	0	
White			0	0	0	0	
Unk			0	0	0	0	

Domestic Violence Court Order Violation

RCW: 7.105.450, 10.99.040, 10.99.050, 26.09.300, 26.26B.050, or 26.52.070
Class: SL: C 5 Keep at SL 5

	0	1	2	3	4	5	6	7	8	9+										
Avg Sent (mos)	7.1	12.4	13.9	16.1	23.7	35.5	43.8	53.3	60.0	60.8										
Median Sent (mos)	6.0	12.0	13.0	15.0	22.0	33.0	41.0	51.0	60.0	60.0										
Number	302	365	450	415	362	267	155	123	73	338										
Current SL5	6	12	12.03	14	13	17	15	20	22	29	33	43	41	54	51	68	62	82	72	96
Avg WITR CSL5	█	19%	█	19%	█	22%	█	21%	█	25%	█	25%	█	21%	█	13%		-10%		-47%
Proposed SL5	3	12	4	14	5	17	6	20	7	24	8	29	10	35	12	42	15	51	18	60
Avg WITR PSL5	█	46%	█	84%	█	74%	█	72%	█	98%	█	131%	█	135%	█	138%	█	125%	█	102%
Proposed SL6	12	20	14	23	16	27	18	31	21	36	24	41	28	47	32	54	37	63	45	75
Avg WITR PSL6		-61%		-18%		-19%		-15%	█	18%	█	67%	█	88%	█	97%	█	89%	█	53%

Keep at SL 5:
- Average sentence exceeds new range 5/10 columns (CHS 5-9+) (956 sentences, 34%)
- Absolute minimum decreases from 6 to 3
- Absolute maximum decreases from 96 to 60

Move to SL 6:
- Average sentence exceeds new range 0/10 columns
- Average sentence below new range 4/10 columns (CHS 0-3) (1532 sentences, 54%)
- Absolute minimum increases from 6 to 12
- Absolute maximum decreases from 96 to 75

	Number of Convictions	Avg Sent (mos)	Charge File Count (A)	Charge Conviction (A)	Charge File Count (J)	Charge Conviction (J)	
Total Number	2850		60	2	35	0	Sentence Length Ratio for Male and Female Defendants 1.42 Male>Female
Gender(M)	2733	27.0	60	2	35	0	
Gender(F)	117	19.0	0	0	0	0	
Unk	0	0.0	0	0	0	0	Sentence Length Ratio for BIPOC and White Defendants 1.08 BIPOC>White
BIPOC	975	27.9	0	1	0	0	
White	1870	26.0	52	1	27	0	
Unk	5	18.3	4	0	4	0	

Criminal Mistreatment 2

RCW: 9A.42.030
Class: SL: C 5 Keep at SL 5

	0	1	2	3	4	5	6	7	8	9+										
Avg Sent (mos)	9.6	12.8	15.1	15.0	29.0	0.0	48.0	60.0	0.0	0.0										
Median Sent (mos)	10.0	12.0	15.0	15.0	29.0	0.0	48.0	60.0	0.0	0.0										
Number	17	12	7	1	1	0	1	1	0	0										
Current SL5	6	12	12.03	14	13	17	15	20	22	29	33	43	41	54	51	68	62	82	72	96
Avg WITR CSL5	█	60%	█	37%	█	54%		0%	█	100%		0%	█	54%	█	53%		0%		0%
Proposed SL5	3	12	4	14	5	17	6	20	7	24	8	29	10	35	12	42	15	51	18	60
Avg WITR PSL5	█	73%	█	88%	█	85%	█	64%	█	129%		0%	█	152%	█	160%		0%		0%
Proposed SL6	12	20	14	23	16	27	18	31	21	36	24	41	28	47	32	54	37	63	45	75
Avg WITR PSL6		-30%		-14%		-8%		-23%	█	53%		0%	█	105%	█	127%		0%		0%

	Number of Convictions	Avg Sent (mos)	Charge File Count (A)	Charge Conviction (A)	Charge File Count (J)	Charge Conviction (J)	
Total Number	40		186	115	1	0	Sentence Length Ratio for Male and Female Defendants 1.17 Male>Female
Gender(M)	19	15.5	87	49	1	0	
Gender(F)	21	13.3	98	65	0	0	
Unk	0	0.0	1	1	0	0	Sentence Length Ratio for BIPOC and White Defendants 0.95 White>BIPOC
BIPOC	10	13.8	22	18	0	0	
White	29	14.5	129	75	1	0	
Unk	1	15.0	35	22	0	0	

Air Bag Replacement Requirements

RCW: 46.37.660(1)(c) Class: SL: C 5 Move to SL 4 - keep all the same offenses together

	0	1	2	3	4	5	6	7	8	9+										
Avg Sent (mos)	0.0	0.0	0.0	0.0	0.0	0.0	0.0	0.0	0.0	0.0										
Median Sent (mos)	0.0	0.0	0.0	0.0	0.0	0.0	0.0	0.0	0.0	0.0										
Number	0	0	0	0	0	0	0	0	0	0										
Current SL5	6	12	12.03	14	13	17	15	20	22	29	33	43	41	54	51	68	62	82	72	96
Proposed SL3	2	7	2	9	3	11	4	13	4	16	5	19	6	23	8	27	10	33	11	39
Proposed SL4	2	9	3	11	4	14	5	17	6	20	7	24	8	29	10	35	12	42	14	49
Proposed SL5	3	12	4	14	5	17	6	20	7	24	8	29	10	35	12	42	15	51	18	60

	Number of Convictions	Avg Sent (mos)	Charge File Count (A)	Charge Conviction (A)	Charge File Count (J)	Charge Conviction (J)	
Total Number			0	0	0	0	No Charging Data
Gender(M)			0	0	0	0	No Conviction Data; No CFC Code
Gender(F)			0	0	0	0	
Unk			0	0	0	0	
BIPOC			0	0	0	0	
White			0	0	0	0	
Unk			0	0	0	0	

Air Bag Diagnostic Systems

RCW: 46.37.660(2)(c) Class: SL: C 5 Move to SL 4 - keep all the same offenses together

	0	1	2	3	4	5	6	7	8	9+										
Avg Sent (mos)	0.0	0.0	0.0	0.0	0.0	0.0	0.0	0.0	0.0	0.0										
Median Sent (mos)	0.0	0.0	0.0	0.0	0.0	0.0	0.0	0.0	0.0	0.0										
Number	0	0	0	0	0	0	0	0	0	0										
Current SL5	6	12	12.03	14	13	17	15	20	22	29	33	43	41	54	51	68	62	82	72	96
Proposed SL3	2	7	2	9	3	11	4	13	4	16	5	19	6	23	8	27	10	33	11	39
Proposed SL4	2	9	3	11	4	14	5	17	6	20	7	24	8	29	10	35	12	42	14	49
Proposed SL5	3	12	4	14	5	17	6	20	7	24	8	29	10	35	12	42	15	51	18	60

	Number of Convictions	Avg Sent (mos)	Charge File Count (A)	Charge Conviction (A)	Charge File Count (J)	Charge Conviction (J)	
Total Number			0	0	0	0	No Charging Data
Gender(M)			0	0	0	0	No Conviction Data; No CFC Code
Gender(F)			0	0	0	0	
Unk			0	0	0	0	
BIPOC			0	0	0	0	
White			0	0	0	0	
Unk			0	0	0	0	

Abandonment of a Dependent Person 2

RCW: 9A.42.070 Class: C SL: 5 Keep at SL 5

	0	1	2	3	4	5	6	7	8	9+
Avg Sent (mos)	7.5	0.0	0.0	0.0	0.0	0.0	0.0	0.0	0.0	0.0
Median Sent (mos)	7.5	0.0	0.0	0.0	0.0	0.0	0.0	0.0	0.0	0.0
Number	2	0	0	0	0	0	0	0	0	0

Current SL5										
Avg WITR CSL5		25%	0%	0%	0%	0%	0%	0%	0%	0%
Proposed SL5										
Avg WITR PSL5		50%	0%	0%	0%	0%	0%	0%	0%	0%

	Number of Convictions	Avg Sent (mos)	Charge File Count (A)	Charge Conviction (A)	Charge File Count (J)	Charge Conviction (J)
Total Number	2		44	12	0	0
Gender(M)	0	0.0	14	4	0	0
Gender(F)	2	7.5	30	8	0	0
Unk	0	0.0	0	0	0	0
BIPOC	0	0.0	12	6	0	0
White	2	7.5	28	5	0	0
Unk	0	0.0	4	1	0	0

Coercion of Involuntary Servitude

RCW: 9A.40.110 Class: C SL: Currently unranked; Recommend SL 5 Keep at SL 5

	0	1	2	3	4	5	6	7	8	9+
Avg Sent (mos)										
Median Sent (mos)										
Number										

Current SL5	6	12	12.05	14	13	17	15	20	22	29	33	43	41	54	51	68	62	82	72	96
Proposed SL5	3	12	4	14	5	17	6	20	7	24	8	29	10	35	12	42	15	51	18	60

	Number of Convictions	Avg Sent (mos)	Charge File Count (A)	Charge Conviction (A)	Charge File Count (J)	Charge Conviction (J)
Total Number			0	0	0	0
Gender(M)			0	0	0	0
Gender(F)			0	0	0	0
Unk			0	0	0	0
BIPOC			0	0	0	0
White			0	0	0	0
Unk			0	0	0	0

1 Conviction; 1 Charge in FY00-20

REASON: Because of the seriousness of this offense, the SGC believes it is appropriate that this offense be ranked.

SGC Re-ranking Sentencing and Charging Data
12/8/2023

Taking Motor Vehicle without Permission 1

Leave at SL 5

RCW: **Class: SL:**
B 5

	0	1	2	3	4	5	6	7	8	9+										
Avg Sent (mos)	7.5	12.3	13.8	16.6	25.5	36.2	47.5	51.0	82.0	82.2										
Median Sent (mos)	7.5	12.0	13.0	15.0	25.5	34.0	47.5	51.0	82.0	84.0										
Number	2	4	5	5	1	5	2	1	1	45										
Current SL5	6	12	12.03	14	13	17	15	20	22	29	33	43	41	54	51	68	62	82	72	96
Avg WITR CSL5		25%		12%		20%		32%		50%		32%		50%		0%		100%		43%
Proposed SL5	3	12	4	14	5	17	6	20	7	24	8	29	10	35	12	42	15	51	18	60
Avg WITR PSL5		50%		83%		73%		76%		109%		134%		150%		130%		186%		153%
Proposed SL6	12	20	14	23	16	27	18	31	21	36	24	41	28	47	32	54	37	63	45	75
Avg WITR PSL6		-56%		-19%		-20%		-11%		30%		72%		103%		86%		173%		124%
Proposed SL7	14	24	17	28	19	32	22	37	25	43	29	49	34	57	39	65	45	75	54	90
Avg WITR PSL7		-65%		-43%		-40%		-36%		3%		36%		59%		46%		123%		78%

	Number of Convictions	Avg Sent (mos)	Charge File Count (A)	Charge Conviction (A)	Charge File Count (J)	Charge Conviction (J)	Sentence Length Ratio Male/Female defendants
Total Number	71		144	96	17	6	2.51 Male>Female
Gender(M)	65	65.9	123	74	12	5	
Gender(F)	6	26.3	21	22	5	1	Sent Length Ratio BIPOC/White defendants
Unk	0	0.0	0	0	0	0	1.15 BIPOC>White
BIPOC	13	69.8	27	19	4	2	
White	58	60.9	107	71	11	3	
Unk	0	0.0	10	6	2	1	

SGC Re-ranking Sentencing and Charging Data
12/8/2023

Stalking

Move to SL 5

RCW: 9A.46.110
Class: SL: B 5

	0	1	2	3	4	5	6	7	8	9+										
Avg Sent (mos)	5.71	12.7	13.8	18.5	26.0	43.0	0.0	0.0	68.7	85.9										
Median Sent (mos)	6	12.0	13.0	19.0	26.5	43.0	0.0	0.0	72.0	96.0										
Number	7	9	6	6	4	1	0	0	3	7										
Current SL5	6	12	12.03	14	13	17	15	20	22	29	33	43	41	54	51	68	62	82	72	96
Avg WITR CSL5	-5%		33%		21%		70%		57%		100%	0%	0%	0%	0%	0%		33%		58%
Proposed SL5	3	12	4	14	5	17	6	20	7	24	8	29	10	35	12	42	15	51	18	60
Avg WITR PSL5		30%		87%		74%		89%		112%		167%	0%	0%	0%	0%		149%		162%
Proposed SL6	12	20	14	23	16	27	18	31	21	36	24	41	28	47	32	54	37	63	45	75
Avg WITR PSL6	-79%	-15%	-15%	-20%	-20%	4%	4%	33%	33%		112%	0%	0%	0%	0%	0%		122%		136%
Proposed SL7	14	24	17	28	19	32	22	37	25	43	29	49	34	57	39	65	45	75	54	90
Avg WITR PSL7	-83%	-39%	-39%	-40%	-40%	-23%	6%	6%		70%	-148%	-148%	-150%	-150%	-150%	-150%		79%		88%

	Number of Convictions	Avg Sent (mos)	Charge File Count (A)	Charge Conviction (A)	Charge File Count (J)	Charge Conviction (J)	Sentence Length Ratio Male/Female defendants
Total Number	43		0	1	0	0	3.42 Male>Female
Gender(M)	42	30.8	0	0	0	0	
Gender(F)	1	9.0	0	1	0	0	Sent Length Ratio BIPOC/White defendants
Unk	0	0.0	0	0	0	0	1.09 BIPOC>White
BIPOC	15	32.1	0	0	0	0	
White	28	29.4	0	1	0	0	
Unk	0	0.0	0	0	0	0	

Rendering Criminal Assistance 1

Move to SL 6

RCW: 9A.76.070(2)(a)
Class: SL: B 5

	0	1	2	3	4	5	6	7	8	9+										
Avg Sent (mos)	7.85	12.7	14.3	16.3	26.0	39.5	0.0	55.5	0.0	84.0										
Median Sent (mos)	6	12.0	13.0	15.0	26.0	39.5	0.0	55.5	0.0	84.0										
Number	20	11	8	6	2	2	0	2	0	2										
Current SL5	6	12	12.03	14	13	17	15	20	22	29	33	43	41	54	51	68	62	82	72	96
Avg WITR CSL5		31%		31%		25%		57%		65%	0%	0%	0%	0%	0%	0%		26%		50%
Proposed SL5	3	12	4	14	5	17	6	20	7	24	8	29	10	35	12	42	15	51	18	60
Avg WITR PSL5		54%		87%		77%		73%		112%		150%	0%	0%	0%	0%		145%		157%
Proposed SL6	12	20	14	23	16	27	18	31	21	36	24	41	28	47	32	54	37	63	45	75
Avg WITR PSL6	-52%	-15%	-15%	-16%	-16%	-13%	33%	33%		91%	0%	0%	0%	0%	0%		107%		130%	
Proposed SL7	14	24	17	28	19	32	22	37	25	43	29	49	34	57	39	65	45	75	54	90
Avg WITR PSL7	-62%	-40%	-40%	-37%	-37%	-38%	6%	6%		53%	-148%	-148%	-148%	-148%	-148%		63%	-150%		88%

	Number of Convictions	Avg Sent (mos)	Charge File Count (A)	Charge Conviction (A)	Charge File Count (J)	Charge Conviction (J)	Sentence Length Ratio Male/Female defendants
Total Number	53		389	373	38	23	1.08 Male>Female
Gender(M)	39	17.7	186	224	19	15	
Gender(F)	14	16.4	203	147	19	8	Sent Length Ratio BIPOC/White defendants
Unk	0	0.0	0	2	0	0	1.20 BIPOC>White
BIPOC	31	18.6	92	98	10	5	
White	22	15.5	232	197	19	13	
Unk	0	0.0	65	78	9	5	

SGC Re-ranking Sentencing and Charging Data
12/8/2023

Possession of a Stolen Firearm

Keep at SL 5 (disproportionate)

RCW: **Class: SL:**
9A.56.310 B 5

	0	1	2	3	4	5	6	7	8	9+										
Avg Sent (mos)	7.12	13.6	15.4	19.2	27.6	45.8	54.5	59.5	68.0	87.3										
Median Sent (mos)	6	12.0	15.0	15.5	25.0	36.0	53.0	55.5	70.0	84.0										
Number	55	56	49	46	33	17	15	8	3	33										
Current SL5	6	12	12.03	14	13	17	15	20	22	29	33	43	41	54	51	68	62	82	72	96
Avg WITR CSL5	19%	77%	59%	83%	80%	128%	104%	50%	30%	64%										
Proposed SL5	3	12	4	14	5	17	6	20	7	24	8	29	10	35	12	42	15	51	18	60
Avg WITR PSL5	46%	96%	86%	94%	121%	180%	178%	158%	147%	165%										
Proposed SL6	12	20	14	23	16	27	18	31	21	36	24	41	28	47	32	54	37	63	45	75
Avg WITR PSL6	-61%	-5%	-6%	9%	44%	128%	140%	125%	119%	141%										
Proposed SL7	14	24	17	28	19	32	22	37	25	43	29	49	34	57	39	65	45	75	54	90
Avg WITR PSL7	-69%	-31%	-28%	-19%	14%	84%	89%	79%	77%	92%										

	Number of Convictions	Avg Sent (mos)	Charge File Count (A)	Charge Conviction (A)	Charge File Count (J)	Charge Conviction (J)	Sentence Length Ratio Male/Female defendants
Total Number	315		3017	1137	256	131	1.50 Male>Female
Gender(M)	290	28.9	2635	1031	237	121	
Gender(F)	25	19.3	372	104	18	9	Sent Length Ratio BIPOC/White defendants
Unk	0	0.0	10	2	1	1	0.87 White>BIPOC
BIPOC	85	25.3	404	128	46	24	
White	229	29.2	2126	825	158	84	
Unk	1	8.0	487	184	52	23	

Keep at SL 5:
- Average sentence exceeds new range 6/10 columns (CHS 4-9+) (109 sentences, 35%)
- Absolute minimum decreases from 6 to 3
- Absolute maximum decreases from 96 to 60

Move to SL 6:
- Average sentence exceeds new range 5/10 columns (CHS 5-9+) (76 sentences, 24%)
- Average sentence below new range 3/10 columns (CHS 0-2) (160 sentences, 51%)
- Absolute minimum increases from 6 to 12
- Absolute maximum decreases from 96 to 75

Move to SL 7:
- Average sentence below new range 4/10 columns (CHS 0-3) (226 sentences, 65%)
- Absolute minimum increases from 6 to 14
- Absolute maximum decreases from 96 to 90

Move to SL 8:

Perjury 1

Keep at SL 5

RCW: **Class: SL:**
9A.72.020 B 5

	0	1	2	3	4	5	6	7	8	9+										
Avg Sent (mos)	0	12.0	0.0	15.0	22.0	0.0	50.0	0.0	67.0	84.0										
Median Sent (mos)	0	12.0	0.0	15.0	22.0	0.0	50.0	0.0	67.0	84.0										
Number	0	2	0	1	1	0	1	0	2	1										
Current SL5	6	12	12.03	14	13	17	15	20	22	29	33	43	41	54	51	68	62	82	72	96
Avg WITR CSL5	0%	0%	0%	0%	64%	88%	0%	160%	0%	144%	157%									
Proposed SL5	3	12	4	14	5	17	6	20	7	24	8	29	10	35	12	42	15	51	18	60
Avg WITR PSL5	0%	80%	0%	64%	88%	0%	160%	0%	144%	157%										
Proposed SL6	12	20	14	23	16	27	18	31	21	36	24	41	28	47	32	54	37	63	45	75
Avg WITR PSL6	0%	-22%	0%	-23%	7%	0%	116%	0%	115%	130%										
Proposed SL7	14	24	17	28	19	32	22	37	25	43	29	49	34	57	39	65	45	75	54	90
Avg WITR PSL7	-140%	-45%	-146%	-47%	-17%	-145%	70%	-150%	73%	88%										

	Number of Convictions	Avg Sent (mos)	Charge File Count (A)	Charge Conviction (A)	Charge File Count (J)	Charge Conviction (J)	Sentence Length Ratio BIPOC/White defendants
Total Number	8		71	24	0	0	
Gender(M)	8	41.1	44	19	0	0	
Gender(F)	0	0.0	27	5	0	0	Sent Length Ratio BIPOC/White defendants
Unk	0	0.0	0	0	0	0	2.06 BIPOC>White
BIPOC	2	67.0	14	6	0	0	
White	6	32.5	50	16	0	0	
Unk	0	0.0	7	2	0	0	

SGC Re-ranking Sentencing and Charging Data
12/8/2023

Kidnapping 2

RCW: 9A.40.030(3)(a) **Class: SL:** B 5 #1 - keep at SL 5
#2 - Move to SL 6 w/prior viol

	0	1	2	3	4	5	6	7	8	9+										
Avg Sent (mos)	7.86	12.4	16.3	17.7	27.0	37.0	44.5	61.0	66.0	84.2										
Median Sent (mos)	7	12.0	17.0	18.5	28.0	36.0	44.5	67.0	66.0	82.0										
Number	15	5	12	10	5	8	4	5	1	10										
Current SL5	6	12	12.03	14	13	17	15	20	22	29	33	43	41	54	51	68	62	82	72	96
Avg WITR CSL5	31%	20%	33%	54%	71%	40%	27%	59%	20%	51%										
Proposed SL5	3	12	4	14	5	17	6	20	7	24	8	29	10	35	12	42	15	51	18	60
Avg WITR PSL5	54%	84%	94%	84%	118%	138%	138%	163%	142%	158%										
Proposed SL6	12	20	14	23	16	27	18	31	21	36	24	41	28	47	32	54	37	63	45	75
Avg WITR PSL6	-52%	-17%	3%	-2%	40%	76%	87%	132%	112%	131%										
Proposed SL7	14	24	17	28	19	32	22	37	25	43	29	49	34	57	39	65	45	75	54	90
Avg WITR PSL7	-61%	-42%	-21%	-29%	11%	40%	46%	85%	70%	84%										

	Number of Convictions	Avg Sent (mos)	Charge File Count (A)	Charge Conviction (A)	Charge File Count (J)	Charge Conviction (J)	Sentence Length Ratio Male/Female defendants
Total Number	75		8	3	0	0	1.06 Male>Female
Gender(M)	64	31.9	6	3	0	0	
Gender(F)	11	30.1	2	0	0	0	Sent Length Ratio BIPOC/White defendants
Unk	0	0.0	0	0	0	0	1.02 BIPOC>White
BIPOC	22	32.5	2	0	0	0	
White	52	31.8	4	3	0	0	
Unk	1	7.0	2	0	0	0	

Extortionate Means to Collect Extensions of Credit

RCW: 9A.82.040 **Class: SL:** B 5 keep at SL 5

	0	1	2	3	4	5	6	7	8	9+										
Avg Sent (mos)																				
Median Sent (mos)																				
Number																				
Current SL5	6	12	12.03	14	13	17	15	20	22	29	33	43	41	54	51	68	62	82	72	96
Proposed SL5	3	12	4	14	5	17	6	20	7	24	8	29	10	35	12	42	15	51	18	60
Proposed SL6	12	20	14	23	16	27	18	31	21	36	24	41	28	47	32	54	37	63	45	75
Proposed SL7	14	24	17	28	19	32	22	37	25	43	29	49	34	57	39	65	45	75	54	90

	Number of Convictions	Avg Sent (mos)	Charge File Count (A)	Charge Conviction (A)	Charge File Count (J)	Charge Conviction (J)
Total Number			0	1	0	0
Gender(M)			0	1	0	0
Gender(F)			0	0	0	0
Unk			0	0	0	0
BIPOC			0	0	0	0
White			0	0	0	0
Unk			0	1	0	0

No Conviction Data

Extortionate Extension of Credit

keep at SL 5

RCW: 9A.82.020
Class: B
SL: 5

Only 1 prior conviction with standard sentence for which this offense was the most serious offense. The sentence in that case remains in the standard range under seriousness level 7 and seriousness level 8.

	0	1	2	3	4	5	6	7	8	9+										
Avg Sent (mos)	0	0.0	0.0	0.0	0.0	0.0	0.0	0.0	0.0	90.0										
Median Sent (mos)	0	0.0	0.0	0.0	0.0	0.0	0.0	0.0	0.0	90.0										
Number	0	0	0	0	0	0	0	0	0	1										
Current SL5	6	12	12.03	14	13	17	15	20	22	29	33	43	41	54	51	68	62	82	72	96
Avg WITR CSL5		0%		0%		0%		0%		0%		0%		0%		0%		0%		75%
Proposed SL5	3	12	4	14	5	17	6	20	7	24	8	29	10	35	12	42	15	51	18	60
Avg WITR PSL5		0%		0%		0%		0%		0%		0%		0%		0%		0%		171%
Proposed SL6	12	20	14	23	16	27	18	31	21	36	24	41	28	47	32	54	37	63	45	75
Avg WITR PSL6		0%		0%		0%		0%		0%		0%		0%		0%		0%		150%
Proposed SL7	14	24	17	28	19	32	22	37	25	43	29	49	34	57	39	65	45	75	54	90
Avg WITR PSL7		0%		0%		0%		0%		0%		0%		0%		0%		0%		100%
Proposed SL8	17	28	19	33	22	38	26	43	30	50	34	58	40	66	46	76	52	88	63	105
Avg WITR PSL8		0%		0%		0%		0%		0%		0%		0%		0%		0%		64%

	Number of Convictions	Avg Sent (mos)	Charge File Count (A)	Charge Conviction (A)	Charge File Count (J)	Charge Conviction (J)
Total Number	1		0	0	0	0
Gender(M)	1	90.0	0	0	0	0
Gender(F)	0	0.0	0	0	0	0
Unk	0	0.0	0	0	0	0
BIPOC	1	90.0	0	0	0	0
White	0	0.0	0	0	0	0
Unk	0	0.0	0	0	0	0

No Charging Data

Extortion 1

keep at SL 5

RCW: 9A.56.120
Class: B
SL: 5

	0	1	2	3	4	5	6	7	8	9+										
Avg Sent (mos)	7.16	12.0	15.0	0.0	22.0	36.5	0.0	0.0	0.0	90.0										
Median Sent (mos)	7	12.0	15.0	0.0	22.0	36.5	0.0	0.0	0.0	90.0										
Number	6	3	2	0	2	2	0	0	0	1										
Current SL5	6	12	12.03	14	13	17	15	20	22	29	33	43	41	54	51	68	62	82	72	96
Avg WITR CSL5		19%		0%		50%		0%		0%		35%		0%		0%		0%		75%
Proposed SL5	3	12	4	14	5	17	6	20	7	24	8	29	10	35	12	42	15	51	18	60
Avg WITR PSL5		46%		30%		33%		0%		88%		136%		0%		0%		0%		171%
Proposed SL6	12	20	14	23	16	27	18	31	21	36	24	41	28	47	32	54	37	63	45	75
Avg WITR PSL6		-61%		-22%		-9%		0%		7%		74%		0%		0%		0%		150%
Proposed SL7	14	24	17	28	19	32	22	37	25	43	29	49	34	57	39	65	45	75	54	90
Avg WITR PSL7		-68%		-45%		-31%		0%		-17%		38%		0%		0%		0%		100%

	Number of Convictions	Avg Sent (mos)	Charge File Count (A)	Charge Conviction (A)	Charge File Count (J)	Charge Conviction (J)	Sentence Length Ratio Male/Female defendants
Total Number	16		164	31	44	17	2.27 Male> Female
Gender(M)	15	20.5	146	29	39	15	
Gender(F)	1	9.0	18	2	5	2	Sent Length Ratio BIPOC/White defendants
Unk	0	0.0	0	0	0	0	1.33 BIPOC>White
BIPOC	5	23.8	28	6	11	4	
White	11	17.9	107	23	23	8	
Unk	0	0.0	29	2	10	5	

SGC Re-ranking Sentencing and Charging Data
12/8/2023

Bail Jumping with Class A Felony

Keep at SL 5

RCW: 9A.76.170(3)(b) Class: SL: B 5

	0	1	2	3	4	5	6	7	8	9+										
Avg Sent (mos)	8.66	13.0	14.8	18.3	29.0	34.0	0.0	59.5	62.0	91.8										
Median Sent (mos)	8	13.0	14.5	19.0	29.0	33.0	0.0	59.5	62.0	96.0										
Number	3	4	6	4	1	3	0	2	2	5										
Current SL5	6	12	12.03	14	13	17	15	20	22	29	33	43	41	54	51	68	62	82	72	96
Avg WITR CSL5	44%	49%	46%	65%	100%	10%	0%	50%	0%	83%										
Proposed SL5	3	12	4	14	5	17	6	20	7	24	8	29	10	35	12	42	15	51	18	60
Avg WITR PSL5	63%	90%	82%	88%	129%	124%	0%	158%	131%	176%										
Proposed SL6	12	20	14	23	16	27	18	31	21	36	24	41	28	47	32	54	37	63	45	75
Avg WITR PSL6	-42%	-11%	-11%	2%	53%	59%	0%	125%	96%	156%										
Proposed SL7	14	24	17	28	19	32	22	37	25	43	29	49	34	57	39	65	45	75	54	90
Avg WITR PSL7	-53%	-36%	-32%	-25%	22%	25%	0%	79%	57%	105%										
Proposed SL8	17	28	19	33	22	38	26	43	30	50	34	58	40	66	46	76	52	88	63	105
Avg WITR PSL8	-76%	-43%	-45%	-46%	-5%	0%	0%	45%	28%	69%										

	Number of Convictions	Avg Sent (mos)	Charge File Count (A)	Charge Conviction (A)	Charge File Count (J)	Charge Conviction (J)	Sentence Length Ratio Male/Female defendants
Total Number	30		6	0	0	0	1.49 Male>Female
Gender(M)	28	36.6	4	0	0	0	
Gender(F)	2	24.5	2	0	0	0	Sent Length Ratio BIPOC/White defendants
Unk	0	0.0	0	0	0	0	1.65 BIPOC>White
BIPOC	8	50.3	0	0	0	0	
White	22	30.5	4	0	0	0	
Unk	0	0.0	2	0	0	0	

Advancing Money or Property for Extortionate Extension of Credit

RCW: 9A.82.030 Class: SL: B 5 Keep at SL 5

	0	1	2	3	4	5	6	7	8	9+										
Avg Sent (mos)																				
Median Sent (mos)																				
Number																				
Current SL5	6	12	12.03	14	13	17	15	20	22	29	33	43	41	54	51	68	62	82	72	96
Proposed SL5	3	12	4	14	5	17	6	20	7	24	8	29	10	35	12	42	15	51	18	60
Proposed SL6	12	20	14	23	16	27	18	31	21	36	24	41	28	47	32	54	37	63	45	75

	Number of Convictions	Avg Sent (mos)	Charge File Count (A)	Charge Conviction (A)	Charge File Count (J)	Charge Conviction (J)
Total Number			0	1	0	0
Gender(M)			0	1	0	0
Gender(F)			0	0	0	0
Unk			0	0	0	0
BIPOC			0	0	0	0
White			0	0	0	0
Unk			0	1	0	0

No Conviction Data

SGC Re-ranking Sentencing and Charging Data
12/8/2023

Rape of a Child 3

Class: SL:
C 6

Avg Sent (mos)	12.9	17.2	24.2	30.8	38.9	42.1	50.8	60.0	60.0	62.8										
Median Sent (mos)	12.0	17.0	25.5	30.0	41.0	42.0	47.0	60.0	60.0	60.0										
Number of Sent	196	53	20	107	18	15	30	7	6	66										
Current SL6	12.05	14	15	20	21	27	26	34	31	41	36	48	46	61	57	75	67	89	77	102
Avg WITR		42%		45%		53%		60%		79%		51%		32%		17%		-32%		-57%
Proposed SL6	12	20	14	23	16	27	18	31	21	36	24	41	28	47	32	54	37	63	45	75
Avg WITR		11%		36%		74%		99%		119%		107%		120%		127%		88%		59%
Proposed SL5	3	12	4	14	5	17	6	20	7	24	8	29	10	35	12	42	15	51	18	60
Avg WITR		110%		132%		160%		177%		188%		163%		163%		160%		125%		107%
Proposed SL6	12	20	14	23	16	27	18	31	21	36	24	41	28	47	32	54	37	63	45	75
Avg WITR		11%		36%		74%		99%		119%		107%		120%		127%		88%		59%
Proposed SL7	14	24	17	28	19	32	22	37	25	43	29	49	34	57	39	65	45	75	54	90
Avg WITR		-11%		2%		40%		59%		77%		66%		73%		81%		50%		25%

	Number of Convictions	Avg Sent (mos)	Charge File Count (A)	Charge Conviction (A)	Charge File Count (J)	Charge Conviction (J)	Sentence Length Ratio Male/Female defendants
Total Number	518		2893	1308	0	10	1.42 Male> Female
Gender(M)	506	29.2	2750	1243	0	10	
Gender(F)	12	20.6	126	60	0	0	Sentence Length Ratio BIPOC/White defendants
Unk	0	0.0	17	5	0	0	0.96 White>BIPOC
BIPOC	141	28.1	346	144	0	1	
White	373	29.2	2004	942	0	8	
Unk	4	33.5	543	222	0	1	

Possession of Depictions of Minor Engaged in Sexually Explicit Conduct 1

RCW: 9.68A.070(1) Class: B SL: 6

	12.05	14	15	20	21	27	26	34	31	41	36	48	46	61	57	75	67	89	77	102
Avg Sent (mos)	12.6	15.9	23.0	29.2	33.3	44.0	51.8	60.5	70.3	85.4										
Median Sent (mos)	12.0	15.0	21.0	29.5	31.0	44.0	52.0	60.0	71.0	84.0										
Number of Sent	108	10	3	74	9	2	58	6	4	48										
Current SL6	12.05	14	15	20	21	27	26	34	31	41	36	48	46	61	57	75	67	89	77	102
Avg WITR	27%	17%	33%	41%	23%	67%	38%	19%	15%	34%										
Proposed SL6	12	20	14	23	16	27	18	31	21	36	24	28	32	37	45					
Avg WITR	7%	21%	64%	5%	2%															
Proposed SL7	14	17																		
Avg WITR	-14%	-10%	31%	48%	46%	75%	77%	83%	84%	87%										

	Number of Convictions	Avg Sent (mos)	Charge File Count (A)	Charge Conviction (A)	Charge File Count (J)	Charge Conviction (J)	Sentence Length Ratio Male/Female defendants
Total Number	322		2245	769	83	22	0.55 Female>Male
Gender(M)	317	36.4	2213	759	77	21	
Gender(F)	5	66.2	30	8	6	1	Sentence Length Ratio BIPOC/White defendants
Unk	0	0.0	2	2	0	0	0.83 White>BIPOC
BIPOC	20	31.0	99	33	11	4	
White	296	37.2	1893	634	65	13	
Unk	6	43.3	253	102	7	5	

Incest 1

RCW: 9A.64.020(1) Class: B SL: 6

	0	1	2	3	4	5	6	7	8	9+										
Avg Sent (mos)	12.6	17.9	24.0	31.3	37.7	44.0	55.3	61.8	80.0	95.3										
Median Sent (mos)	12.0	18.8	24.0	34.0	41.0	44.0	54.5	60.0	80.0	100.0										
Number of Sent	16	6	3	18	3	2	14	4	1	18										
Current SL6	12.05	14	15	20	21	27	26	34	31	41	36	48	46	61	57	75	67	89	77	102
Avg WITR	27%	58%	50%	67%	67%	67%	62%	26%	59%	73%										
Proposed SL6	12	20	14	23	16	27	18	31	21	36	24	41	28	47	32	54	37	63	45	75
Avg WITR	7%	43%	73%	103%	111%	118%	143%	165%	168%											
Proposed SL7	14	24	17	28	19	32	22	37	25	43	29	49	34	57	39	65	45	75	54	90
Avg WITR	-14%	8%	38%	62%	70%	75%	92%	88%	117%	115%										
Proposed SL8	17	19	33	22	38	26	43	30	50	34	58	40	66	46	76	52	88	63	105	
Avg WITR	-40%	-8%	13%	31%	38%	42%	59%	53%	78%	77%										

	Number of Convictions	Avg Sent (mos)	Charge File Count (A)	Charge Conviction (A)	Charge File Count (J)	Charge Conviction (J)	Sentence Length Ratio Male/Female defendants
Total Number	85		501	240	118	66	1.68 Male>Female
Gender(M)	83	47.1	485	234	115	62	
Gender(F)	2	28.0	11	6	3	4	Sentence Length Ratio BIPOC/White defendants
Unk	0	0.0	5	0	0	0	1.04 BIPOC>White
BIPOC	20	48.1	43	30	15	13	
White	65	46.1	378	186	94	50	
Unk	0	0.0	80	24	9	3	

Unlawful Storage of Ammonia

Class: SL: Keep at C/ Move to SL 5
C 6

	0	1	2	3	4	5	6	7	8	9+										
Avg Sent (mos)	0.0	0.0	27.0	0.0	0.0	0.0	0.0	0.0	0.0	0.0										
Median Sent (mos)	0.0	0.0	27.0	0.0	0.0	0.0	0.0	0.0	0.0	0.0										
Number	0	0	1	0	0	0	0	0	0	0										
Current SL6	12.03	14	15	20	21	27	26	34	31	41	36	48	46	61	57	75	67	89	77	102
Avg WITR CSL6	0%	0%	100%	0%	0%	0%	0%	0%	0%	0%	0%	0%	0%	0%	0%	0%	0%	0%	0%	0%
Proposed SL4	2	9	3	11	4	14	5	17	6	20	7	24	8	29	10	35	12	42	14	49
Avg WITR PSL5	0%	0%	0%	230%	0%	0%	0%	0%	0%	0%	0%	0%	0%	0%	0%	0%	0%	0%	0%	0%
Proposed SL5	3	12	4	14	5	17	6	20	7	24	8	29	10	35	12	42	15	51	18	60
Avg WITR PSL5	0%	0%	0%	183%	0%	0%	0%	0%	0%	0%	0%	0%	0%	0%	0%	0%	0%	0%	0%	0%
Proposed SL6	12	20	14	23	16	27	18	31	21	36	24	41	28	47	32	54	37	63	45	75
Avg WITR PSL6	0%	0%	0%	100%	0%	0%	0%	0%	0%	0%	0%	0%	0%	0%	0%	0%	0%	0%	0%	0%

CLASS B

	Number of Convictions	Avg Sent (mos)	Charge File Count (A)	Charge Conviction (A)	Charge File Count (J)	Charge Conviction (J)
Total Number	1		6	6	0	0
Gender(M)	1	27	5	6	0	0
Gender(F)	0	0	1	0	0	0
Unk	0	0	0	0	0	0
BIPOC	0	0	0	0	0	0
White	1	27	6	6	0	0
Unk	0	0	0	0	0	0

Malicious Placement of an Imitation Device 2

RCW: 70.74.272(1)(b) Class: SL: Keep at C/ Move to SL 5
C 6

	0	1	2	3	4	5	6	7	8	9+										
Avg Sent (mos)																				
Median Sent (mos)																				
Number																				
Current SL6	12.03	14	15	20	21	27	26	34	31	41	36	48	46	61	57	75	67	89	77	102
Proposed SL5	3	12	4	14	5	17	6	20	7	24	8	29	10	35	12	42	15	51	18	60
Proposed SL6	12	20	14	23	16	27	18	31	21	36	24	41	28	47	32	54	37	63	45	75

CLASS B

	Number of Convictions	Avg Sent (mos)	Charge File Count (A)	Charge Conviction (A)	Charge File Count (J)	Charge Conviction (J)
Total Number			6	3	4	3
Gender(M)			6	3	4	3
Gender(F)			0	0	0	0
Unk			0	0	0	0
BIPOC			2	1	0	0
White			4	2	4	3
Unk			0	0	0	0

No Conviction Data

Theft of a Firearm

#1 - Keep at SL 6

Class: SL:
B 6 #2 - Move to SL 7

	0	1	2	3	4	5	6	7	8	9+										
Avg Sent (mos)	12.24	16.2	25.7	31.8	34.0	45.5	57.3	66.2	72.4	95.8										
Median Sent (mos)	12.03	15.0	21.0	26.0	31.0	40.0	53.3	57.0	69.5	87.0										
Number	27	52	63	45	28	28	12	11	8	53										
Current SL6	12.03	14	15	20	21	27	26	34	31	41	36	48	46	61	57	75	67	89	77	102
Avg WITR CSL6	0%	11%	24%	79%	72%	30%	79%	75%	51%	24%	75%									
Proposed SL6	12	20	14	23	16	27	18	31	21	36	24	41	28	47	32	54	37	63	45	75
Avg WITR PSL6	0%	3%	25%	89%	106%	87%	126%	154%	155%	136%	169%									
Proposed SL7	14	24	17	28	19	32	22	37	25	43	29	49	34	57	39	65	45	75	54	90
Avg WITR PSL7	-18%	-7%	52%	65%	50%	82%	101%	105%	91%	116%										
Proposed SL8	17	28	19	33	22	38	26	43	30	50	34	58	40	66	46	76	52	88	63	105
Avg WITR PSL8	-43%	-20%	23%	34%	20%	48%	67%	67%	57%	78%										

Keep at SL 6:
 - Average sentence exceeds new range 6/10 columns (CHS 3, 5-9+) (157 sentences, 48%)
 - Absolute minimum stays at 12 months
 - Absolute maximum decreases from 102 to 75

Move to SL 7:
 - Average sentence exceeds new range 3/10 columns (CHS 6-7, 9+) (84 sentences, 26%)
 - Average sentence below new range 2/10 columns (CHS 0-1) (79 sentences, 24%)
 - Absolute minimum increases from 12 to 14
 - Absolute maximum decreases from 102 to 90

Move to SL 8:
 - Average sentence below new range 2/10 columns (CHS 0-1) (79 sentences, 24%)
 - Absolute minimum increases from 12 to 17
 - Absolute maximum increases from 102 to 105

	Number of Convictions	Avg Sent (mos)	Charge File Count (A)	Charge Conviction (A)	Charge File Count (J)	Charge Conviction (J)	Sentence Length Ratio Male/Female defendants
Total Number	327		3087	1093	625	254	1.49 Male>Female
Gender(M)	299	42.5	2664	963	565	240	
Gender(F)	28	28.5	419	128	60	14	Sent Length Ratio BIPOC/White defendants
Unk	0	0.0	4	2	0	0	1.12 BIPOC>White
BIPOC	56	45.3	320	112	93	47	
White	271	40.5	2518	916	459	173	
Unk	0	0.0	249	65	73	34	

Theft from a Vulnerable Adult 1

Keep at SL 6

RCW: 9A.56.400(1)
Class: SL:
B 6

	0	1	2	3	4	5	6	7	8	9+										
Avg Sent (mos)	0	0.0	0.0	34.0	0.0	0.0	53.0	0.0	0.0	0.0										
Median Sent (mos)	0	0.0	0.0	34.0	0.0	0.0	53.0	0.0	0.0	0.0										
Number	0	0	0	1	0	0	2	0	0	0										
Current SL6	12.03	14	15	20	21	27	26	34	31	41	36	48	46	61	57	75	67	89	77	102
Avg WITR CSL6	0%	0%	0%	100%	0%	0%	47%	0%	0%	0%										
Proposed SL6	12	20	14	23	16	27	18	31	21	36	24	41	28	47	32	54	37	63	45	75
Avg WITR PSL6	0%	0%	0%	123%	0%	0%	132%	0%	0%	0%										
Proposed SL7	14	24	17	28	19	32	22	37	25	43	29	49	34	57	39	65	45	75	54	90
Avg WITR PSL7	0%	0%	0%	80%	0%	0%	88%	0%	0%	0%										
Proposed SL8	17	28	19	33	22	38	26	43	30	50	34	58	40	66	46	76	52	88	63	105
Avg WITR PSL8	0%	0%	0%	47%	0%	0%	50%	0%	0%	0%										

	Number of Convictions	Avg Sent (mos)	Charge File Count (A)	Charge Conviction (A)	Charge File Count (J)	Charge Conviction (J)	Sentence Length Ratio Male/Female defendants
Total Number	3		34	33	0	0	1.50 Male>Female
Gender(M)	1	60.0	18	10	0	0	
Gender(F)	2	40.0	16	23	0	0	Sent Length Ratio BIPOC/White defendants
Unk	0	0.0	0	0	0	0	0.98 White>BIPOC
BIPOC	1	46.0	4	15	0	0	
White	2	47.0	26	12	0	0	
Unk	0	0.0	4	6	0	0	

Intimidating a Witness

#1 - Keep at SL 6

RCW: 9A.72.110 Class: B SL: 6 #2 - Move to SL 7 comport w/current practice (comport with Intim a judge/juror)

	0	1	2	3	4	5	6	7	8	9+										
Avg Sent (mos)	11.85	16.2	23.2	28.7	32.0	38.4	55.1	67.7	77.0	88.4										
Median Sent (mos)	12.03	15.0	23.5	28.0	31.0	36.0	55.5	69.0	77.0	89.5										
Number	6	18	12	14	9	10	8	6	2	23										
Current SL6	12.03	14	15	20	21	27	26	34	31	41	36	48	46	61	57	75	67	89	77	102
Avg WITR CSL6	-9%	24%	36%	34%	10%	20%	61%	59%	45%	46%										
Proposed SL6	12	20	14	23	16	27	18	31	21	36	24	41	28	47	32	54	37	63	45	75
Avg WITR PSL6	-2%	24%	65%	82%	73%	81%	143%	162%	154%	145%										
Proposed SL7	14	24	17	28	19	32	22	37	25	43	29	49	34	57	39	65	45	75	54	90
Avg WITR PSL7	-22%	-7%	32%	45%	39%	47%	92%	110%	107%	96%										
Proposed SL8	17	28	19	33	22	38	26	43	30	50	34	58	40	66	46	76	52	88	63	105
Avg WITR PSL8	-47%	-20%	7%	16%	10%	18%	58%	72%	69%	61%										

Keep at SL 6:
 - Average sentence exceeds new range 4/10 columns (CHS 6-9+) (39 sentences, 36%)
 - Average sentence below new range 1/10 columns (CHS 0 (6 sentences, 6%)
 - Absolute minimum stays at 12 months
 - Absolute maximum decreases from 102 to 75

Move to SL 7:
 - Average sentence exceeds new range 2/10 columns (CHS 7-8) (8 sentences, 7%)
 - Average sentence below new range 2/10 columns (CHS 0-1) (24 sentences, 22%)
 - Absolute minimum increases from 12 to 14
 - Absolute maximum decreases from 102 to 90

Move to SL 8:
 - Average sentence below new range 2/10 columns (CHS 0-1) (24 sentences, 22%)
 - Absolute minimum increases from 12 to 17
 - Absolute maximum increases from 102 to 105

	Number of Convictions	Avg Sent (mos)	Charge File Count (A)	Charge Conviction (A)	Charge File Count (J)	Charge Conviction (J)	Sentence Length Ratio Male/Female defendants
Total Number	108		646	150	97	16	1.35 Male>Female
Gender(M)	100	44.8	570	134	77	15	
Gender(F)	8	33.3	75	15	20	1	Sent Length Ratio BIPOC/White defendants
Unk	0	0.0	1	1	0	0	0.88 White>BIPOC
BIPOC	35	40.1	7695	7112	715	404	
White	73	45.8	433	102	43	6	
Unk	0	0.0	74	17	18	4	

Intimidating a Juror

Keep at SL 6

RCW: 9A.72.130 Class: B SL: 6 comport with Intim a Judge/Witness

	0	1	2	3	4	5	6	7	8	9+										
Avg Sent (mos)																				
Median Sent (mos)																				
Number																				
Current SL6	12.03	14	15	20	21	27	26	34	31	41	36	48	46	61	57	75	67	89	77	102
Proposed SL6	12	20	14	23	16	27	18	31	21	36	24	41	28	47	32	54	37	63	45	75
Proposed SL7	14	24	17	28	19	32	22	37	25	43	29	49	34	57	39	65	45	75	54	90

	Number of Convictions	Avg Sent (mos)	Charge File Count (A)	Charge Conviction (A)	Charge File Count (J)	Charge Conviction (J)
Total Number			0	0	0	0
Gender(M)			0	0	0	0
Gender(F)			0	0	0	0
Unk			0	0	0	0
BIPOC			0	0	0	0
White			0	0	0	0
Unk			0	0	0	0

No Charging Data
No Conviction Data

Intimidating a Judge

#1 - Keep at SL 6

RCW: **Class: SL:** #2 - Move to SL 7 - keep similar to intim a witness/judge
9A.72.160 B 6

	0	1	2	3	4	5	6	7	8	9+										
Avg Sent (mos)	13	16.0	0.0	19.5	36.0	0.0	54.0	0.0	79.0	94.5										
Median Sent (mos)	13	16.0	0.0	19.5	36.0	0.0	54.0	0.0	79.0	96.0										
Number	1	1	0	1	1	0	1	0	2	4										
Current SL6	12.03	14	15	20	21	27	26	34	31	41	36	48	46	61	57	75	67	89	77	102
Avg WITR CSL6	49%	20%	0%	-81%	50%	0%	53%	0%	55%	70%										
Proposed SL6	12	20	14	23	16	27	18	31	21	36	24	41	28	47	32	54	37	63	45	75
Avg WITR PSL6	13%	22%	0%	12%	100%	0%	137%	0%	162%	165%										
Proposed SL7	14	24	17	28	19	32	22	37	25	43	29	49	34	57	39	65	45	75	54	90
Avg WITR PSL7	-10%	-9%	0%	-17%	61%	0%	87%	0%	113%	113%										
Proposed SL8	17	28	19	33	22	38	26	43	30	50	34	58	40	66	46	76	52	88	63	105
Avg WITR PSL8	-36%	-21%	-138%	-38%	30%	-142%	54%	-153%	75%	75%										

	Number of Convictions	Avg Sent (mos)	Charge File Count (A)	Charge Conviction (A)	Charge File Count (J)	Charge Conviction (J)
Total Number	11		51	17	2	1
Gender(M)	11	61.3	46	17	2	1
Gender(F)	0	0.0	5	0	0	0
Unk	0	0.0	0	0	0	0
BIPOC	2	45.0	4	4	1	1
White	9	65.9	46	13	1	0
Unk	0	0.0	1	0	0	0

Sent Length Ratio BIPOC/White defendants
0.68 White>BIPOC

Bribery

RCW: **Class: SL:** Keep at SL 6
9A.68.010 B 6

	0	1	2	3	4	5	6	7	8	9+										
Avg Sent (mos)	12.03	0.0	15.8	26.0	0.0	0.0	0.0	0.0	0.0	0.0										
Median Sent (mos)	12.03	0.0	15.8	26.0	0.0	0.0	0.0	0.0	0.0	0.0										
Number	1	0	1	1	0	0	0	0	0	0										
Current SL6	12.03	14	15	20	21	27	26	34	31	41	36	48	46	61	57	75	67	89	77	102
Avg WITR CSL6	0%	0%	-88%	0%	0%	0%	0%	0%	0%	0%										
Proposed SL6	12	20	14	23	16	27	18	31	21	36	24	41	28	47	32	54	37	63	45	75
Avg WITR PSL6	0%	0%	-2%	62%	0%	0%	0%	0%	0%	0%										
Proposed SL7	14	24	17	28	19	32	22	37	25	43	29	49	34	57	39	65	45	75	54	90
Avg WITR PSL7	-20%	0%	-25%	27%	0%	0%	0%	0%	0%	0%										

	Number of Convictions	Avg Sent (mos)	Charge File Count (A)	Charge Conviction (A)	Charge File Count (J)	Charge Conviction (J)
Total Number	3		33	3	2	0
Gender(M)	3	17.9	29	3	2	0
Gender(F)	0	0.0	4	0	0	0
Unk	0	0.0	0	0	0	0
BIPOC	1	15.8	7	1	0	0
White	2	19.0	25	2	1	0
Unk	0	0.0	1	0	1	0

Sent Length Ratio BIPOC/White defendants
0.83 White>BIPOC